

# Brochure 2024

Standard  
60 Hz



**High range**  
pumping systems  
for your operation

[hidropump.com](http://hidropump.com)



**HIDRO** pump



# ¿Why trust Hidropump?

- More than 15 years of experience in the service of the industry and mining sector.
- Manufacture of a wide range of submersible and stationary pumps prepared to work in the most severe conditions, adapting to the needs of our clients.
- Millions of liters of water and mud pumped in the mining sector.
- We manufacture the pumps, spare parts and components in our own factory.
- We are a professional team of highly trained and motivated engineers who have been in the industry for more than 25 years.
- Our firm fully develops the entire pumping system with comprehensive pumping proposals that range from: Conceptual, basic and detailed engineering, evaluation and diagnosis, design and implementation of pumping systems, mechanical and electrical installation in the client's facilities, assembly and installation of pumps and pipes for drainage systems.
- Operation and maintenance of pumping systems.
- Rental of submersible and stationary pumps.
- More than 1 million man hours without accidents.
- We are the company with the lowest staff turnover in the peruvian mining sector.



# In the world

# Products

## Dewatering pumps

Standard version



Miura  
HP10

Espada  
HP15

Diablo  
HP35

Gallardo  
HP58

Countach  
HP80

Huracán  
HP100

Aventador  
HP115

Reventón  
HP150

Estoque  
HP300

## Slurry pumps

Standard version



Bronco  
9MD

Bronco  
17MD

Bronco  
33MD

Bronco  
66MD

Bronco  
99MD

Bronco  
33HD

Bronco  
66HD

Bronco  
99HD



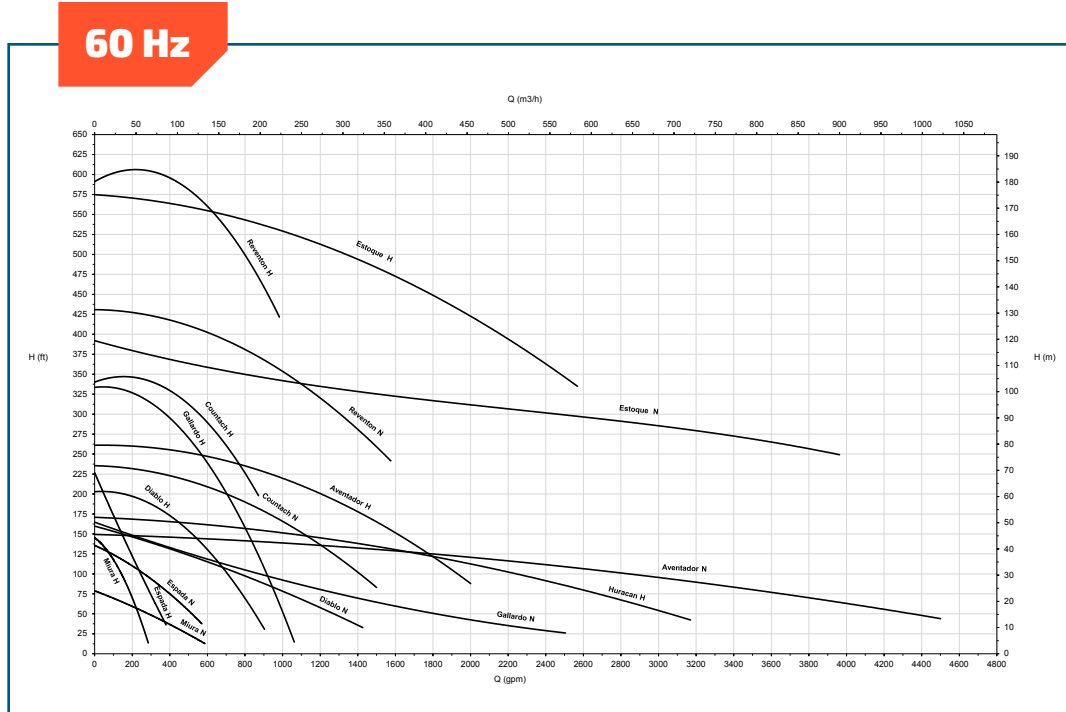
# Dewatering pumps

Optimize your operation with the mud pumps of the HidroPump family

MODEL	Power (HP)/(kW)	Dimensions (inch)/(mm)	Weight (lb)/(kg)	FLOW (gpm)/(L/s)	HDT (ft)/(m)
 <b>Miura HP10</b>	10 HP/7.5 kW - 60Hz	11x26 inch 280x660 mm	132 lb 60 kg	60 Hz(H) 80-275 gpm / 5-17.5 L/s 60 Hz(N) 158-570 gpm / 10-36 L/s	60 Hz(H) 131-16 ft/ 40-5 m 60 Hz(N) 72-16 ft/ 22-5 m
 <b>Espada HP15</b>	15 HP/11 kW - 60Hz	12.6x28.7 inch 320x730 mm	176 lb 80 kg	60 Hz(H) 80-396 gpm / 5-25L/s 60 Hz(N) 158-570 gpm / 10-36 L/s	60 Hz(H) 197-33 ft/ 60-10 60 Hz(N) 99-33 ft/ 30-10 m
 <b>Diablo HP35</b>	35 HP/26 kW - 60Hz	16.7x40.3 inch 425X1024 mm	397 lb 180 kg	60 Hz(H) 158-793 gpm / 10-60 L/s 60 Hz(N) 476-1427 gpm / 30-90 L/s	60 Hz(H) 197-33 ft/ 60-10 m 60 Hz(N) 131-33 ft/ 40-10 m
 <b>Gallardo HP58</b>	60 HP/45 kW - 60Hz	20x51.3 inch 510X1303 mm	639 lb 290 kg	60 Hz(H) 317-793 gpm / 20-60 L/s 60 Hz(N) 555-1981 / 40-140 L/s	60 Hz(H) 312-16 ft/ 95-5 m 60 Hz(N) 115-33 ft/ 28-10 m
 <b>Countach HP80</b>	80 HP/60 kW - 60Hz	22X60 inch 559X1524 mm	1810 lb 822 kg	60 Hz(H) 317-792 gpm / 20-50 L/s 60 Hz(N) 476-1427 gpm / 30-90 L/s	60 Hz(H) 328-210 ft/100-64 m 60 Hz(N) 230-98 ft/ 70-30 m
 <b>Huracan HP100</b>	100 HP/75 kW - 60Hz	41x76 inch 1050X1925 mm	2645 lb 1200 kg	60 Hz 713-190 gpm / 65-180 L/s	60 Hz 148-39 ft/ 45-12 m
 <b>Aventador HP115</b>	115 HP/85 kW -60Hz	36x50 inch 910X1262 mm	1477 lb 670 kg	60 Hz(H) 793-1902 gpm / 50-120 L/s 60 Hz(N) 1189-4438 gpm / 75-280 L/s	60 Hz(H) 230-82 ft/ 70-20 m 60 Hz(N) 131-39 ft/ 40-12 m
 <b>Reventon HP150</b>	150 HP/112 kW - 60Hz	24.6x63 inch 625X1600 mm	2380 lb 1080 kg	60 Hz(H) 317-982 gpm / 20-62 L/s 60 Hz(N) 555-1506 gpm / 35-95 L/s	60 Hz(H) 591-410 ft/ 180-125 m 60 Hz(N) 345-164 ft/ 105-50 m
 <b>Estoque HP300</b>	300 HP/223 kW - 60Hz	37x78 inch 934X1975 mm 46x78 inch 1168x1975 mm	5290 lb 2400 kg 5700 lb 2584 kg	60 Hz(H) 164-459 gpm / 50-140 L/s 60 Hz(N) 2060-3487 gpm / 130-220 L/s	60 Hz(H) 2615-1902 ft/ 165-120 m 60 Hz(N) 312-262 ft/ 95-80 m



# Dewatering pumps performance



# Materials Available

## Dewatering - Standard

DESCRIPTION	MATERIAL	ASTM
Cover	Aluminium / Cast Iron	ASTM A356 / ASTM A536
Cylinder	Stainless Steel	AISI 304
Strainer	Stainless Steel	AISI 304
Impeller	High Chrome Steel	ASTM A532
Difusers	Aluminium + Pu / Cast Iron	ASTM A356 / ASTM A536
Shaft	Stainless Steel	AISI 431
Screws/ Nuts	Stainless Steel	AISI 304
O-Ring	Nitrile rubber	



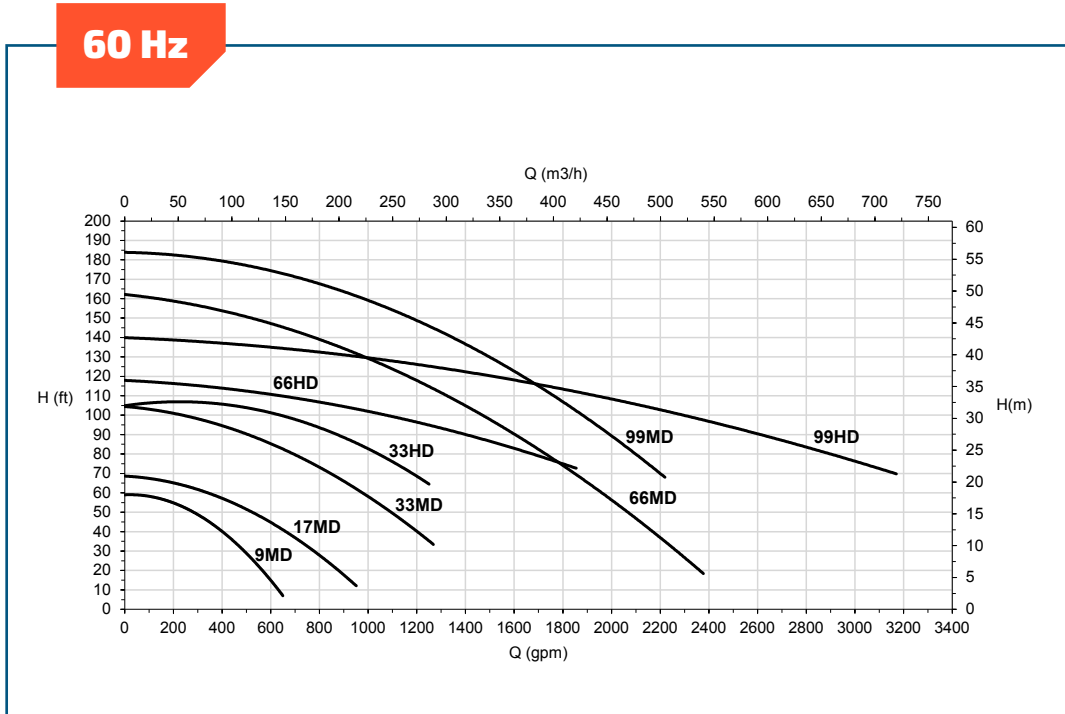
# Slurry pumps

Optimize your operation with the mud pumps of the HidroPump family

MODEL	Power (HP)/(kW)	Dimensions (inch)/(mm)	Weight (lb)/(kg)	FLOW (gpm)/(L/s)	HDT (ft)/(m)
 <b>Bronco 9MD</b>	10 HP/7.5 kW - 60Hz	15x32 inch 380x806 mm	333 lb 151 kg	60 Hz 158 - 555 gpm / 10 - 35 L/s	60 Hz 52 - 20 ft / 16 - 6 m
 <b>Bronco 17MD</b>	17 HP/12.7 kW - 60Hz	18x47 inch 465x1200 mm	668 lb 303 kg	60 Hz 237 - 790 gpm / 15 - 50 L/s	60 Hz 62 - 26 ft / 19 - 8 m
 <b>Bronco 33MD</b>	40 HP/33 kW - 60Hz	21.6x51.6 inch 549x1310 mm	1146 lb 520 kg	60 Hz 317-1030 gpm / 20-65 L/s	60 Hz 95 - 52 ft / 29 - 16 m
 <b>Bronco 66MD</b>	75 HP/56 kW - 60Hz	34.5x71 inch 876x1805 mm	2425 lb 1100 kg	60 Hz 793-2061 gpm / 50-130 L/s	60 Hz 131-56 ft / 40-17 m
 <b>Bronco 99MD</b>	100 HP/75 kW - 60Hz	39x71 inch 990x1805 mm	2680 lb 1215 kg	60 Hz 872-2298 gpm / 55-140 L/s	60 Hz 157-72 ft / 48-22 m
 <b>Bronco 33HD</b>	40 HP/30 kW - 60Hz	28.5x48.2 inch 724x1224 mm	1146 lb 520 kg	60 Hz 476-1110 gpm / 30-70 L/s	60 Hz 105-75 ft / 32-23 m
 <b>Bronco 66HD</b>	80 HP/60 kW - 60Hz	31.5x64 inch 800x1625 mm	2414 lb 1095 kg	60 Hz 634-1744 gpm / 40-110 L/s	60 Hz 108-82 ft / 33-25 m
 <b>Bronco 99HD</b>	125 HP/93 kW - 60 Hz	49.2x73.8 inch 1250x1875 mm	4187 lb 1900 kg	60 Hz 951-2853 gpm / 60-180 L/s	60 Hz 131-85 ft / 40-26 m



# Slurry pumps performance



# Materials Available

## Slurry - Standard

DESCRIPTION	MATERIAL	ASTM
Cover	Cast Iron	ASTM A536
Strainer	Stainless Steel	AISI 304
Impeller	High Chrome Steel	ASTM A532
Agitator	High Chrome Steel	ASTM A532
Wear plate	High Chrome Steel	ASTM A532
Casing/Volute	High Chrome Steel	ASTM A532
Cover Suction	Cast Iron	ASTM A356
Shaft	Stainless Steel	AISI 431
Screws/ Nuts	Stainless Steel	AISI 304
O-Ring	Nitrile rubber	



# Dewatering pumps

Standard version



# Miura HP10

Electric submersible drainage pumps

60 Hz

referential image



Electric submersible drainage pump, available in various aluminum and stainless-steel alloys. For applications in mines, power plants and other industries that handle abrasive solids and water.

60 Hz	N	H
Power, HP (kW)	10(7.5)	10(7.5)
Tension, V	460-600	460-600
Nominal Current, A	12-9	12-9
Weight, lb (kg)	132(60)	132(60)
Max. height, inch (mm)	26(660)	26(660)
Max. diameter, inch (mm)	11(280)	11(280)
Discharge, inch (mm)	4(100)	3(75)
Strainer opening Ø, inch (mm)	0.28(7)	0.28(7)

## Models:

N: Normal  
H: High pressure

## Classification

Submersible electric pump

## Electric motor

Three-phase squirrel cage motor  
Speed: 3545 RPM  
Insulation class: H  
Start: Direct

## Motor protection

Thermo-contacts in the winding  
Protection: IP 68

## Cable

4G10 + 2x1.5mm<sup>2</sup>, 20m (66 ft) (\*)  
This pump must be connected to an external control panel with adequate protection.

## Mechanical seals

Double mechanical seal in the oil and water chamber.  
Rotary seal material: silicon carbide.  
Stationary seal material: silicon carbide.  
Elastomers: Viton.

## Bearings

Deep groove ball bearing C3.

## Discharge connection

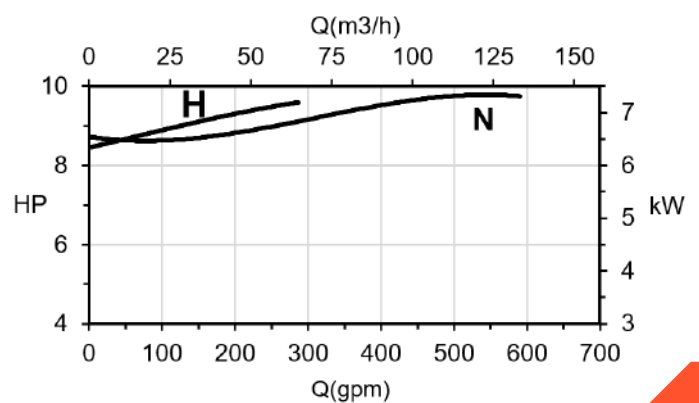
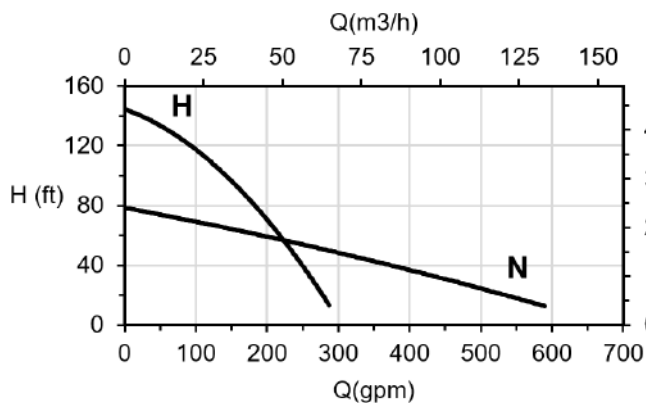
3" H - 4" N. (\*)

## Limitations

Maximum submersion: 20 m (66 ft)  
Maximum liquid temperature: 40 °C (104 °F)  
Liquid pH range: 5 - 8

## Available materials

Cover: Aluminum.  
Cylinder: Stainless Steel.  
Strainer: Stainless Steel.  
Impeller: High Chrome Steel.  
Diffusers: Aluminum + Polyurethane.  
Shaft: Stainless Steel.  
Screws/Nuts: Stainless Steel.



\*Specifications may be modified without prior notice.

# Espada HP15

Electric submersible drainage pumps

60 Hz

referential image



Electric submersible drainage pump, available in various aluminum and stainless-steel alloys. For applications in mines, power plants and other industries that handle abrasive solids and water.

60 Hz	N	H
Power, HP (kW)	15(11)	15(11)
Tension, V	460-600	460-600
Nominal Current, A	18-14	18-14
Weight, lb (kg)	176(80)	176(80)
Max. height, inch (mm)	28.7(730)	28.7(730)
Max. diameter, inch (mm)	12.6(320)	12.6(320)
Discharge, inch (mm)	4(100)	3(75)
Strainer opening Ø, inch (mm)	0.28(7)	0.28(7)

## Models:

N: Normal pressure  
H: High pressure

## Classification

Submersible electric pump

## Electric motor

Three-phase squirrel cage motor  
Speed: 3510 RPM  
Insulation class: H  
Start: Direct

## Motor protection

Thermo-contacts in the winding  
Protection: IP 68

## Cable

4G10 + 2x1.5mm<sup>2</sup>, 20m (66 ft) (\*)  
This pump must be connected to an external control panel with adequate protection.

## Mechanical seals

Double mechanical seal in the oil and water chamber.  
Rotary seal material: silicon carbide.  
Stationary seal material: silicon carbide.  
Elastomers: Viton.

## Bearings

Deep groove ball bearing C3.

## Discharge connection

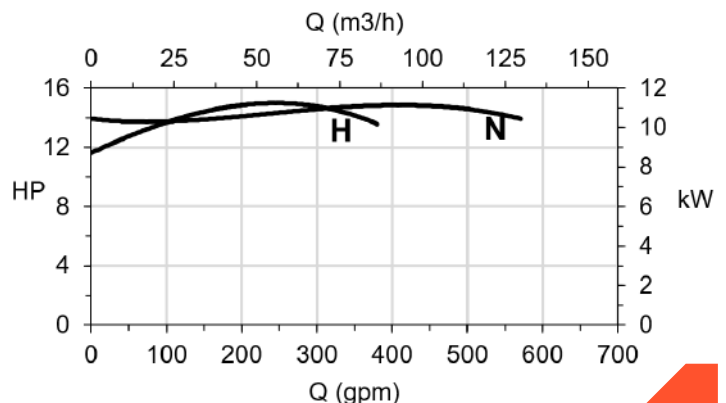
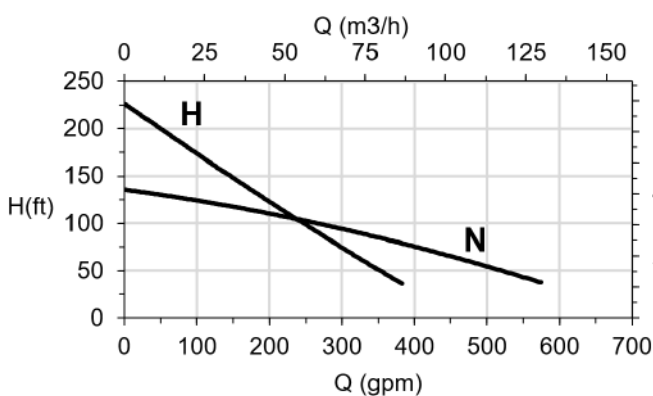
3" H - 4" N. (\*)

## Limitations

Maximum submersion: 20 m (66 ft)  
Maximum liquid temperature: 40 °C (104 °F)  
Liquid pH range: 5 - 8

## Available materials

Cover: Aluminum.  
Cylinder: Stainless Steel.  
Strainer: Stainless Steel.  
Impeller: High Chrome Steel.  
Diffusers: Aluminum + Polyurethane.  
Shaft: Stainless Steel.  
Screws/Nuts: Stainless Steel.



\*Specifications may be modified without prior notice.

# Diablo HP35

Electric submersible drainage pumps

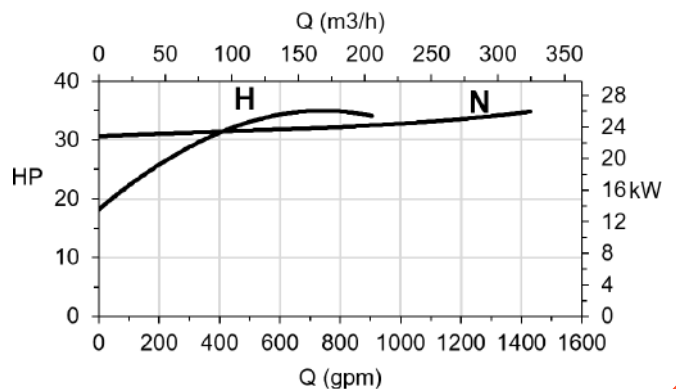
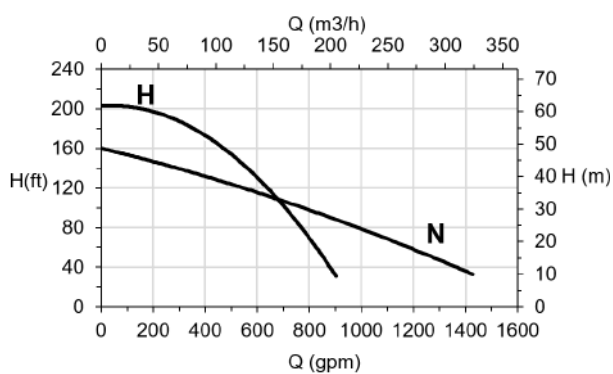
60 Hz



referential image

Electric submersible drainage pump, available in various aluminum and stainless-steel alloys. For applications in mines, power plants and other industries that handle abrasive solids and water.

60 Hz	N	H
Power, HP (kW)	35(26)	35(26)
Tension, V	460-600	460-600
Nominal Current, A	39-30	39-30
Weight, lb (kg)	397(180)	397(180)
Max. height, inch (mm)	40.3(1024)	40.3(1024)
Max. diameter, inch (mm)	16.7(425)	16.7(425)
Discharge, inch (mm)	6(150)	4(100)
Strainer opening Ø, inch (mm)	0.5(12)	0.5(12)



## Models:

N: Normal pressure.  
H: High pressure.

## Classification

Submersible electric pump

## Electric motor

Three-phase squirrel cage motor  
Speed: 3545 RPM  
Insulation class: H  
Start: Direct

## Motor protection

Thermo-contacts in the winding  
Protection: IP 68

## Cable

4G10 + 2x1.5mm<sup>2</sup>, 20m (66 ft) (\*)  
This pump must be connected to an external control panel with adequate protection.

## Mechanical seals

Double mechanical seal in the oil and water chamber.  
Rotary seal material: silicon carbide.  
Stationary seal material: silicon carbide.  
Elastomers: Viton.

## Bearings

Lower: Angular contact bearing C3  
Upper: Deep groove ball bearing C3

## Discharge connection

4" H - 6" N. (\*)

## Limitations

Maximum submersion: 20 m (66 ft.)  
Maximum liquid temperature: 40 °C (104°F)  
Liquid pH range: 5 - 8.

## Available materials

Cover: Aluminum.  
Cylinder: Stainless Steel.  
Strainer: Stainless Steel.  
Impeller: High Chrome Steel.  
Diffusers: Aluminum+ Polyurethane.  
Shaft: Stainless Steel.  
Screws/Nuts: Stainless Steel.

\*Specifications may be modified without prior notice.

# Gallardo HP58

Electric submersible drainage pumps

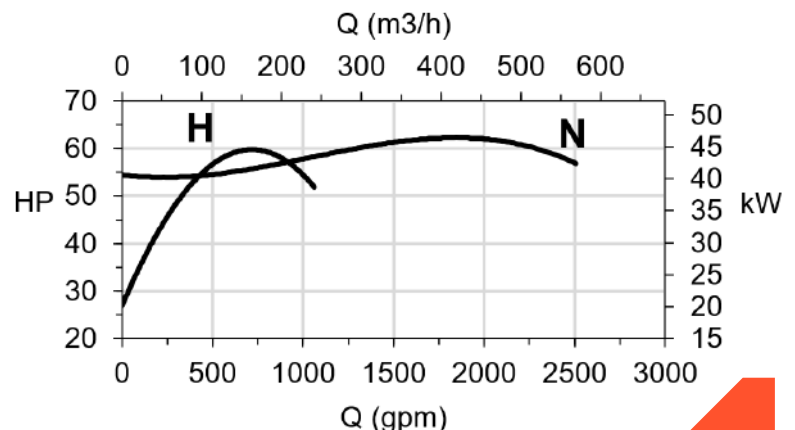
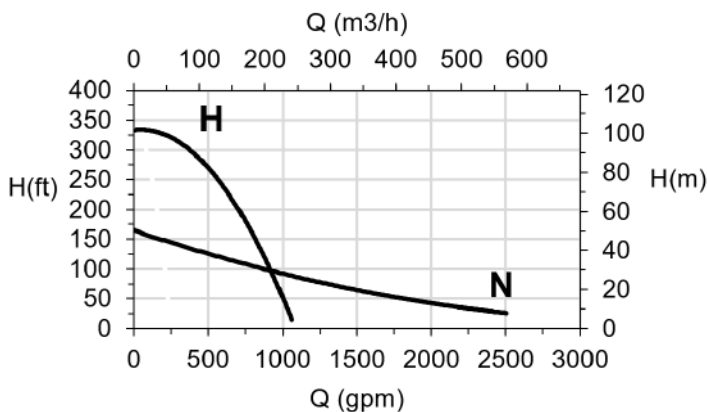
60 Hz

referential image



Electric submersible drainage pump, available in various aluminum and stainless-steel alloys. For applications in mines, power plants and other industries that handle abrasive solids and water.

60 Hz	N	H
Power, HP (kW)	60(45)	60(45)
Tension, V	460-600	460-600
Nominal Current, A	71-54	71-54
Weight, lb (kg)	639(290)	639(290)
Max. height, inch (mm)	51.3(1303)	51.3(1303)
Max. diameter, inch (mm)	20(510)	20(510)
Discharge, inch (mm)	6(150)	4(100)
Strainer opening Ø, inch (mm)	0.5(12)	0.5(12)



## Models:

N: Normal pressure.  
H: High pressure.

## Classification

Submersible electric pump

## Electric motor

Three-phase squirrel cage motor  
Speed: 3545 RPM  
Insulation class: H  
Start: Direct/Star-Delta

## Motor protection

Thermo-contacts in the winding  
Protection: IP 68

## Cable

Star-Delta: 2 cables 4Gx10+ 2x1.5mm<sup>2</sup>, 20m(66ft)(\*)  
Direct: 1 cable 4Gx25+ 2x1.5mm<sup>2</sup>, 20m(66ft)(\*)  
This pump must be connected to an external control panel with adequate protection.

## Mechanical seals

Double mechanical seal in the oil and water chamber.  
Rotary seal material: silicon carbide.  
Stationary seal material: silicon carbide.  
Elastomers: Viton.

## Bearings

Lower: Double angular contact ball bearing C3.  
Upper: Deep groove ball bearing C3.

## Discharge connection

4"H – 6" N. (\*)

## Limitations

Maximum submersion: 20 m (66 ft).  
Maximum liquid temperature: 40 °C (104°F).  
Liquid pH range: 5 – 8.

## Available materials

Cover: Aluminum.  
Cylinder: Stainless Steel.  
Strainer: Stainless Steel.  
Impeller: High Chrome Steel.  
Diffusers: Aluminum+ Polyurethane.  
Shaft: Stainless Steel.  
Screws/Nuts: Stainless Steel.

\*Specifications may be modified without prior notice.

# Countach HP80

Electric submersible drainage pumps

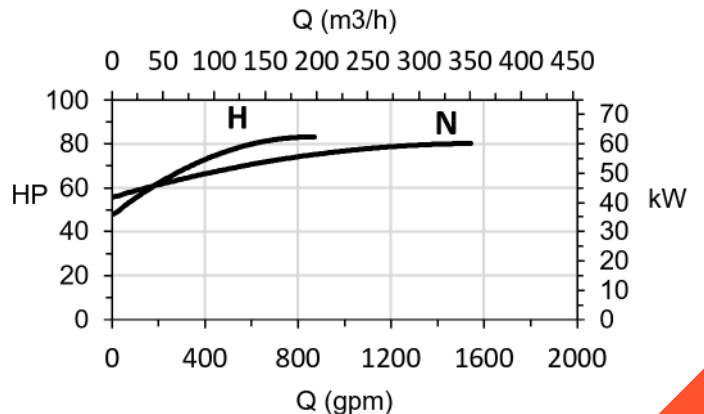
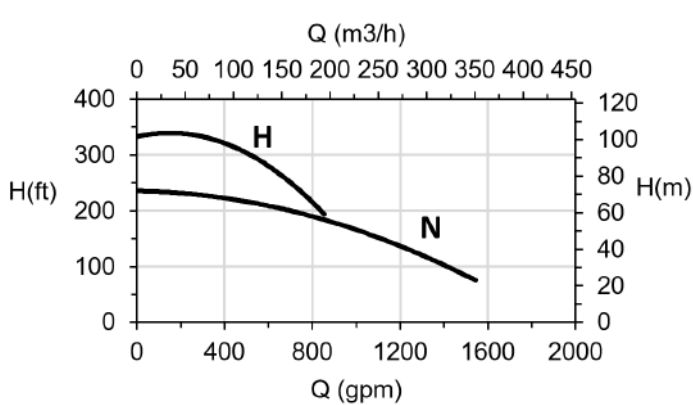
60 Hz

referential image



Electric submersible drainage pump, available in cast iron and stainless-steel alloys. Design for mining application, power plants and other industries that handle abrasive solids and water.

60 Hz	N	H
Power, HP (kW)	80(60)	80(60)
Tension, V	460-600	460-600
Nominal Current, A	87-67	87-67
Weight, lb (kg)	1810(822)	1810(822)
Max. height, inch (mm)	60(1524)	60(1524)
Max. diameter, inch (mm)	22(559)	22(559)
Discharge, inch (mm)	8(200)	6(150)
Strainer opening Ø, inch (mm)	0.5(12)	0.5(12)



## Models:

N: Normal pressure.  
H: High pressure.

## Classification

Submersible electric pump

## Electric motor

Three-phase squirrel cage motor.  
Speed: 3550 RPM.  
Insulation class: H.  
Start: Star-Delta

## Motor protection

Thermo-contacts in the winding.  
Protection: IP 68

## Cable

2 cables 4G16+ 2x1.5mm<sup>2</sup>, 20m (66 ft) (\*)  
This pump must be connected to an external control panel with adequate protection.

## Mechanical seals

Double mechanical seal in the oil and water chamber.  
Rotary seal material: Silicon carbide.  
Stationary seal material: Silicon carbide.  
Elastomers: Viton

## Bearings

Lower: Angular Contact Bearings  
Upper: Cylindrical roller bearing

## Discharge connection

6"H - 8"N

## Limitations

Maximum submersion: 20 m (66 ft).  
Maximum liquid temperature: 40 °C (104°F).  
Liquid pH range: 6 -11.

## Available materials

Cover: Nodular Cast Iron.  
Cylinder: Stainless Steel.  
Strainer: Stainless Steel.  
Impeller: High Chrome Steel.  
Diffusers: Nodular Cast Iron.  
Shaft: Stainless Steel.  
Screws/Nuts: Stainless Steel.

\*Specifications may be modified without prior notice.

# Huracan HP100

Electric submersible drainage pumps

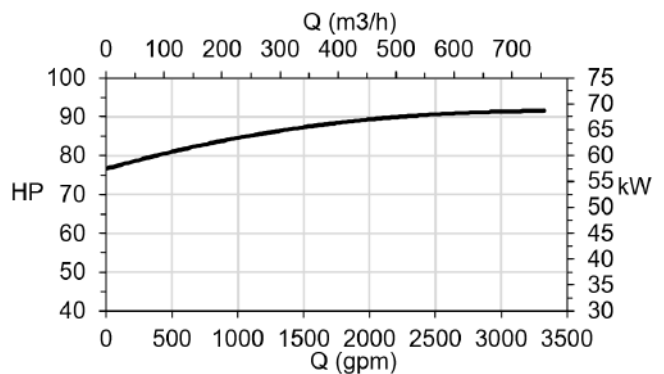
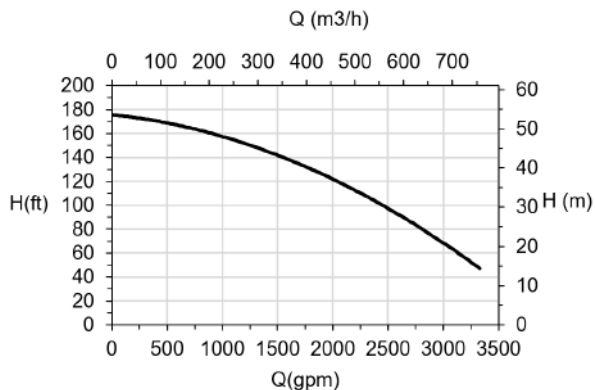
60 Hz

referential image



Electric submersible drainage pump, available in various aluminum and stainless-steel alloys. Design for mining application, power plants and other industries that handle abrasive solids and water.

60 Hz	N
Power, HP (kW)	100(75)
Tension, V	460-600
Nominal Current, A	128-98
Weight, lb (kg)	2645(1200)
Max. height, inch (mm)	76(1925)
Max. diameter, inch (mm)	41(1050)
Discharge, inch (mm)	10(250)
Strainer opening Ø, inch (mm)	1(25)



## Models:

N: Normal pressure.

## Classification

Submersible electric pump

## Electric motor

Three-phase squirrel cage motor, 4 poles.  
Speed: 1750 RPM  
Insulation class: H  
Start: Star-Delta/ Soft-Start (\*)

## Motor protection

Thermo-contacts in the winding  
Protection: IP 68

## Cable

2 cables 4G25+2Gx1.5 mm<sup>2</sup>, 20m (66 ft) (\*)  
This pump must be connected to an external control panel with adequate protection.

## Mechanical seals

Double mechanical seal in the oil and water chamber.  
Rotary seal material: Silicon carbide.  
Stationary seal material: Silicon carbide.  
Elastomers: Viton

## Bearings

Lower: Double row ball bearing C3  
Upper: Ball bearing C3

## Discharge connection

10° ANSI 150 lb

## Limitations

Maximum submersion: 20 m (66 ft).  
Maximum liquid temperature: 40 °C (104 °F).  
Liquid pH range: 6-11.

## Available materials

Cover: Nodular Cast iron  
Cylinder: Carbon Steel  
Strainer: Carbon Steel  
Impeller: High Chrome Steel.  
Casing: Nodular Cast iron.  
Volute: Chrome Steel.  
Shaft: Stainless Steel.  
Screws/Nuts: Stainless

\*Specifications may be modified without prior notice.

# Aventador HP115

Electric submersible drainage pumps

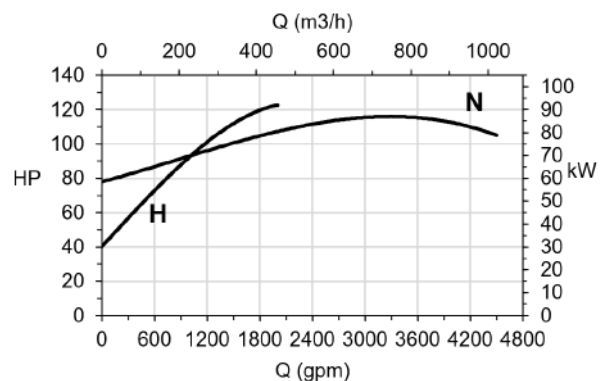
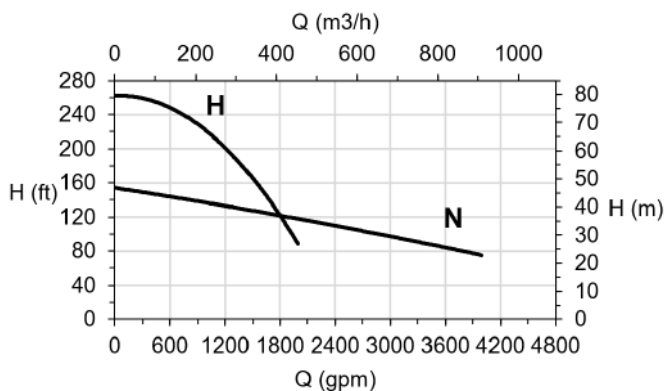
60 Hz

referential image



Electric submersible drainage pump, available in various aluminum and stainless-steel alloys. Design for mining application, power plants and other industries that handle abrasive solids and water.

60 Hz	N	H
Power, HP (kW)	115(85)	115(85)
Tension, V	460-600	460-600
Nominal Current, A	148-113	148-113
Weight, lb (kg)	1477(670)	1477(670)
Max. height, inch (mm)	50(1262)	50(1262)
Max. diameter, inch (mm)	36(910)	36(910)
Discharge, inch (mm)	10(250)	8(200)
Strainer opening Ø, inch (mm)	0.55(14)	0.55(14)



## Models:

N: Normal pressure.  
H: High pressure.

## Classification

Submersible electric pump

## Electric motor

Three-phase squirrel cage motor, 4 poles.  
Speed: 1750 RPM  
Insulation class: H  
Start: Star-Delta

## Motor protection

Thermo-contacts in the winding  
Protection: IP 68

## Cable

2 cables 4G25+2x1.5mm<sup>2</sup>, 20m (66 ft) (\*)  
This pump must be connected to an external control panel with adequate protection.

## Mechanical seals

Double mechanical seal in the oil and water chamber.  
Rotary seal material: Silicon carbide.  
Stationary seal material: Silicon carbide.  
Elastomers: Viton

## Bearings

Lower: Double row ball bearing C3  
Upper: Ball bearing C3

## Discharge connection

8"H - 10"N (\*)

## Limitations

Maximum submersion: 20m (66ft)  
Maximum liquid temperature: 40 °C (104°F)  
Liquid pH range: 5-8.

## Available materials

Cover: Aluminum.  
Strainer: Stainless Steel.  
Impeller: High Chrome Steel.  
Housing: Aluminum.  
Shaft: Stainless Steel.  
Screws/Nuts: Stainless Steel.

\*Specifications may be modified without prior notice.



# Reventon HP150

Electric submersible drainage pumps

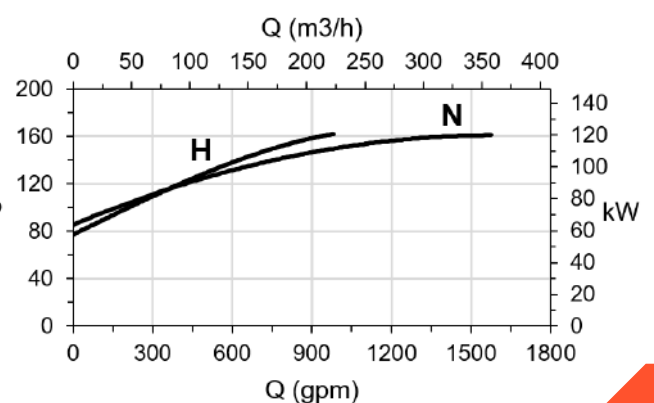
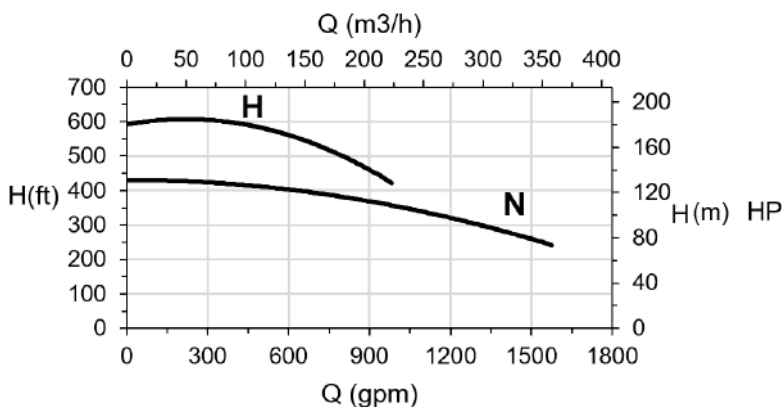
60 Hz



referential image

Electric submersible drainage pump, available in cast iron and stainless-steel alloys. Design for mining application, power plants and other industries that handle abrasive solids and water.

60 Hz	N	H
Power, HP (kW)	150 (112)	150 (112)
Tension, V	460-600	460-600
Nominal Current, A	181-139	181-139
Weight, lb (kg)	2380(1080)	2380(1080)
Max. height, inch (mm)	63(1600)	63(1600)
Max. diameter, inch (mm)	24.6(625)	24.6(625)
Discharge, inch (mm)	8(200)	6(150)
Strainer opening Ø, inch (mm)	0.5(12)	0.5(12)



## Models:

N: Normal pressure.  
H: High pressure.

## Classification

Submersible electric pump

## Electric motor

Three-phase squirrel cage motor.  
Speed: 3550 RPM  
Insulation class: H  
Start: Star Delta, Soft Starter

## Motor protection

Thermistors in the motor winding  
Protection: IP 68

## Cable

2 cables 4G35 + 2x1.5mm<sup>2</sup>, 20m (66 ft) (\*)  
This pump must be connected to an external control panel with adequate protection.

## Mechanical seals

Double mechanical seal in the oil chamber.  
Rotary seal material: Silicon carbide.  
Stationary seal material: Silicon carbide.  
Elastomers: Viton

## Bearings

Lower: Angular Contact Bearings  
Upper: Cylindrical roller bearing

## Discharge connection

6" H - 8" N. (\*)

## Limitations

Maximum submersion: 25m (82 ft).  
Maximum liquid temperature: 40 °C (104 °F)  
Liquid pH range: 6-11.

## Available materials

Cover: Nodular Cast iron.  
Cylinder: Carbon Steel  
Strainer: Carbon Steel.  
Impeller: High Chrome Steel.  
Diffusers: Nodular Cast iron.  
Shaft: Stainless Steel.  
Screws/Nuts: Stainless Steel.

\*Specifications may be modified without prior notice.

# Estoque HP300

Electric submersible drainage pumps

60 Hz

referential image



Electric submersible drainage pump, available in cast iron and stainless-steel alloys. Design for mining application, power plants and other industries that handle abrasive solids and water.

60 Hz	N	H
Power, HP (kW)	300(185)	300(224)
Tension, V	460-600	460-600
Nominal Current, A	341-261	341-261
Weight, lb (kg)	5698(2584)	5291(2400)
Max. height, inch (mm)	78(1975)	78(1975)
Max. diameter, inch (mm)	46(1168)	37(934)
Discharge, inch (mm)	10(250)	10(250)
Strainer opening Ø, inch (mm)	0.63(16)	0.63(16)

## Models:

N: Normal pressure.  
H: High pressure.

## Classification

Submersible electric pump

## Electric motor

Three-phase squirrel cage motor, 4 poles.  
Speed: 1790 RPM  
Insulation class: H  
Start: Soft Starter, VFD (\*)

## Motor protection

Thermo-contacts in the winding  
Protection: IP 68

## Cable

2 cables 4G70 +2x1.5 mm<sup>2</sup>, 20m (66 ft) (\*)  
This pump must be connected to an external control panel with adequate protection.

## Mechanical seals

Double mechanical seal in the oil and water chamber.  
Rotary seal material: Silicon carbide.  
Stationary seal material: Silicon carbide.  
Elastomers: Viton

## Bearings

Lower: Angular contact bearings.  
Upper: Cylindrical roller bearing.

## Discharge connection

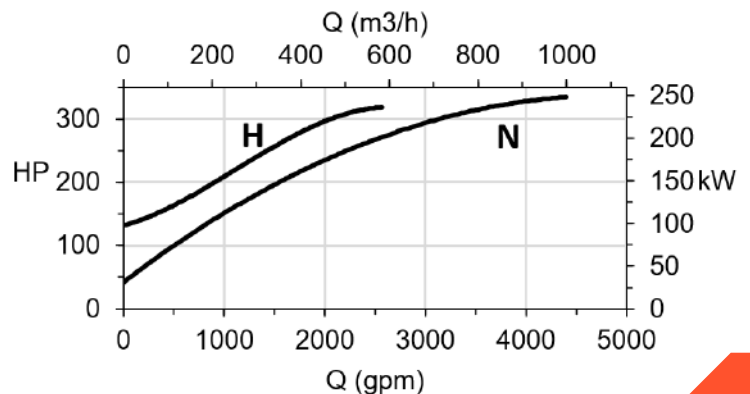
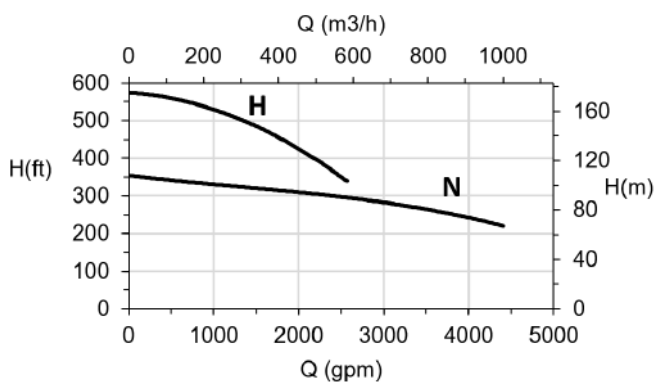
H - 10" ANSI 300 lb / N - 10" ANSI 150 lb

## Limitations

Maximum submersion: 25m (82 ft).  
Maximum liquid temperature: 40 °C (104 °F).  
Liquid pH range: 6-11.

## Available materials

Cover: Nodular Cast iron.  
Cylinder: Carbon Steel.  
Strainer: Carbon Steel.  
Impeller: High Chrome Steel.  
Shaft: Stainless Steel.  
Screws/Nuts: Stainless Steel.



\*Specifications may be modified without prior notice.

# Slurry pumps

Standard version



# Bronco 9MD

Electric submersible slurry pumps

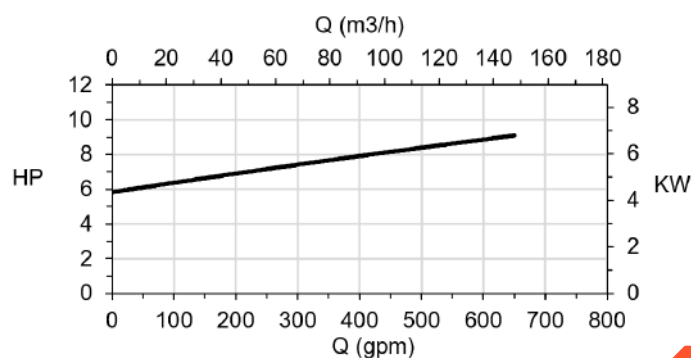
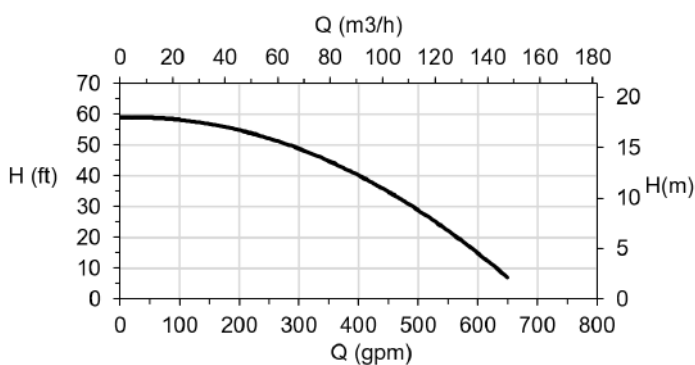
60 Hz

referential image



Electric submersible slurry pump, available in various cast iron and stainless-steel alloys. For applications in mines and industries that handle abrasive solids and slurries.

60 Hz	MD
Power, HP (kW)	10(7.5)
Tension, V	460-600
Nominal Current, A	13-10
Weight, lb (kg)	333(151)
Max. height, inch (mm)	32(806)
Max. diameter, inch (mm)	15(380)
Discharge, inch (mm)	3-4(75-100)
Strainer opening Ø, inch (mm)	1(25.4)



## Models:

MD: Medium Duttty

## Classification

Submersible slurry pump

## Electric motor

Three-phase squirrel cage motor  
Speed: 1750 RPM  
Insulation class: H  
Start: Direct

## Motor protection

Thermo-contacts in the winding  
Protection: IP 68

## Cable

4G10 + 2x1.5mm<sup>2</sup>, 20m (66 ft) (\*)  
This pump must be connected to an external control panel with adequate protection.

## Mechanical seals

Double mechanical in the oil chamber.  
Rotary seal material: silicon carbide.  
Stationary seal material: silicon carbide.  
Elastomers: Viton.

## Discharge connection

3" - 4" (\*)

## Limitations

Maximum submersion: 20 m (66 ft)  
Maximum liquid temperature: 40 °C (104 °F)  
Liquid pH range: 6 - 11.

## Available materials

Cover: Nodular Cast iron.  
Strainer: Stainless Steel.  
Impeller: High Chrome Steel.  
Agitator: High Chrome Steel.  
Wear plate: High Chrome Steel.  
Cover suction: Nodular Cast iron.  
Casing/volute: Nodular Cast iron.  
Shaft: Stainless Steel.  
Screws/Nuts: Stainless Steel.

\*Specifications may be modified without prior notice.

# Bronco 17MD

Electric submersible slurry pumps

60 Hz

referential image



Electric submersible slurry pump, available in various cast iron and stainless-steel alloys. For applications in mines and industries that handle abrasive solids and slurries.

60 Hz	MD
Power, HP (kW)	17(12.6)
Tension, V	460-600
Nominal Current, A	18.3-14
Weight, lb (kg)	668(303)
Max. height, inch (mm)	47(1200)
Max. diameter, inch (mm)	18(465)
Discharge, inch (mm)	4(100)
Strainer opening Ø, inch (mm)	1.3(33)

## Models:

MD: Medium Duttty

## Classification

Submersible slurry pump

## Electric motor

Three-phase squirrel cage motor  
Speed: 1750 RPM  
Insulation class: H  
Start: Direct

## Motor protection

Thermo-contacts in the winding  
Protection: IP 68

## Cable

4G10 + 2x1.5mm<sup>2</sup>, 20m (66 ft) (\*)  
This pump must be connected to an external control panel with adequate protection.

## Mechanical seals

Double mechanical seal in the oil chamber.  
Rotary seal material: silicon carbide.  
Stationary seal material: silicon carbide.  
Elastomers: Viton.

## Discharge connection

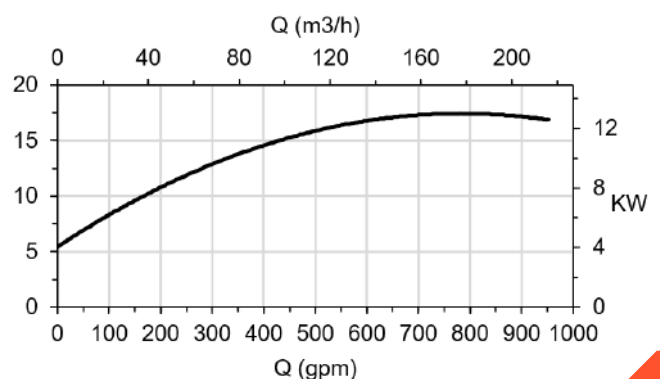
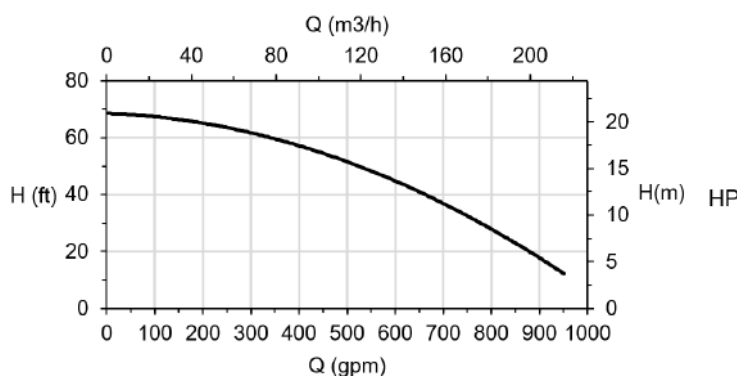
4" (\*)

## Limitations

Maximum submersion: 20 m (66 ft)  
Maximum liquid temperature: 40 °C (104 °F)  
Liquid pH range: 6 – 11.

## Available materials

Cover: Nodular Cast iron.  
Strainer: Stainless Steel.  
Impeller: High Chrome Steel.  
Agitator: High Chrome Steel.  
Wear plate: High Chrome Steel.  
Cover suction: Nodular Cast iron.  
Casing/volute: Nodular Cast iron.  
Shaft: Stainless Steel.  
Screws/Nuts: Stainless Steel.



\*Specifications may be modified without prior notice.

# Bronco 33MD

Electric submersible slurry pumps

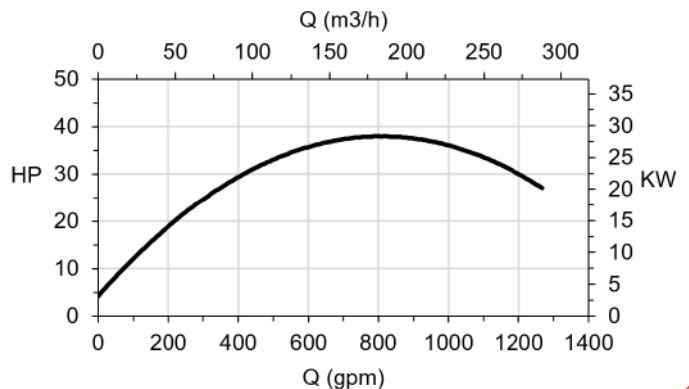
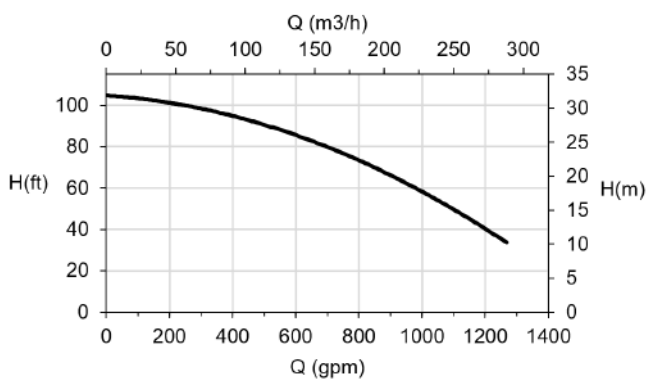
60 Hz

referential image



Electric submersible slurry pump, available in various cast iron and stainless-steel alloys. For applications in mines and industries that handle abrasive solids and slurries.

60 Hz	MD
Power, HP (kW)	40(30)
Tension, V	460-600
Nominal Current, A	40.4-31
Weight, lb (kg)	1146(520)
Max. height, inch (mm)	51.6(1310)
Max. diameter, inch (mm)	21.6(549)
Discharge, inch (mm)	4-6(100-150)
Strainer opening Ø, inch (mm)	1.5(38)



## Models:

MD: Medium Duddy

## Classification

Submersible slurry pump

## Electric motor

Three-phase squirrel cage motor  
Speed: 1750 RPM  
Insulation class: H  
Start: Direct

## Motor protection

Thermo-contacts in the winding  
Protection: IP 68

## Cable

4G10 + 2x1.5mm<sup>2</sup>, 20m (66 ft) (\*)  
This pump must be connected to an external control panel with adequate protection.

## Mechanical seals

Double mechanical seal in the oil chamber.  
Rotary seal material: silicon carbide.  
Stationary seal material: silicon carbide.  
Elastomers: Viton.

## Discharge connection

4"-6". (\*)

## Limitations

Maximum submersion: 20 m (66 ft)  
Maximum liquid temperature: 40 °C (104 °F)  
Liquid pH range: 6 – 11.

## Available materials

Cover: Nodular Cast iron.  
Strainer: Stainless Steel.  
Impeller: High Chrome Steel.  
Agitator: High Chrome Steel.  
Wear plate: High Chrome Steel.  
Cover suction: Nodular Cast iron.  
Casing/volute: Nodular Cast iron.  
Shaft: Stainless Steel.  
Screws/Nuts: Stainless Steel.

\*Specifications may be modified without prior notice.

# Bronco 66MD

Electric submersible slurry pumps

60 Hz

referential image



Electric submersible slurry pump, available in various cast iron and stainless-steel alloys. For applications in mines and industries that handle abrasive solids and slurries.

60 Hz	MD
Power, HP (kW)	75(56)
Tension, V	460-600
Nominal Current, A	96.6-74
Weight, lb (kg)	2425(1100)
Max. height, inch (mm)	71(1805)
Max. diameter, inch (mm)	34.5(876)
Discharge, inch (mm)	8(200)
Strainer opening Ø, inch (mm)	1.4(36)

## Models:

MD: Medium Duttty

## Classification

Submersible slurry pump

## Electric motor

Three-phase squirrel cage motor  
 Speed: 1750 RPM  
 Insulation class: H  
 Start: Star-Delta, Soft Starter

## Motor protection

Thermo-contacts in the winding  
 Protection: IP 68

## Cable

4G35 + 2x1.5mm<sup>2</sup>, 20m (66 ft) (\*)  
 This pump must be connected to an external control panel with adequate protection.

## Mechanical seals

Double mechanical seal in the oil chamber.  
 Rotary seal material: silicon carbide.  
 Stationary seal material: silicon carbide.  
 Elastomers: Viton.

## Discharge connection

8" (\*)

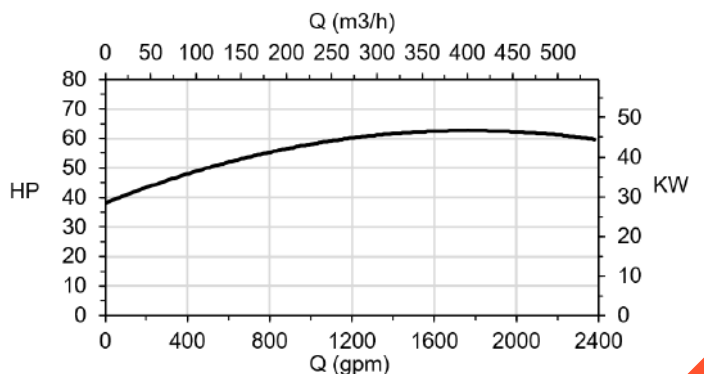
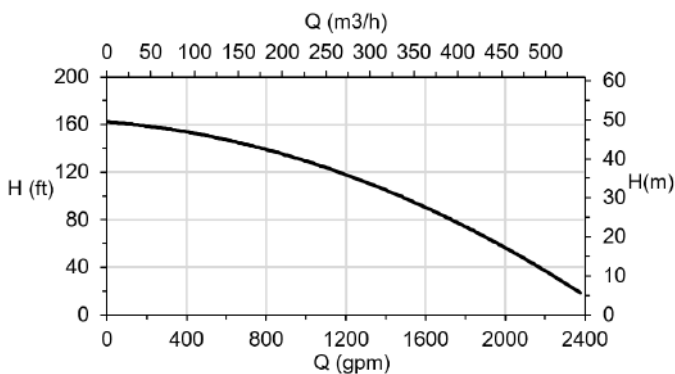
## Limitations

Maximum submersion: 20 m (66 ft)  
 Maximum liquid temperature: 40 °C (104 °F)  
 Liquid pH range: 6 – 11.

## Available materials

Cover: Nodular Cast iron.  
 Strainer: Stainless Steel.  
 Impeller: High Chrome Steel.  
 Agitator: High Chrome Steel.  
 Wear plate: High Chrome Steel.  
 Cover suction: Nodular Cast iron.  
 Casing/volute: Nodular Cast iron.  
 Shaft: Stainless Steel.  
 Screws/Nuts: Stainless Steel.

\*Specifications may be modified without prior notice.



# Bronco 99MD

Electric submersible slurry pumps

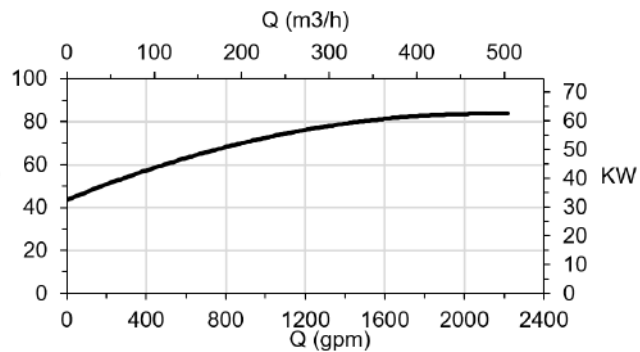
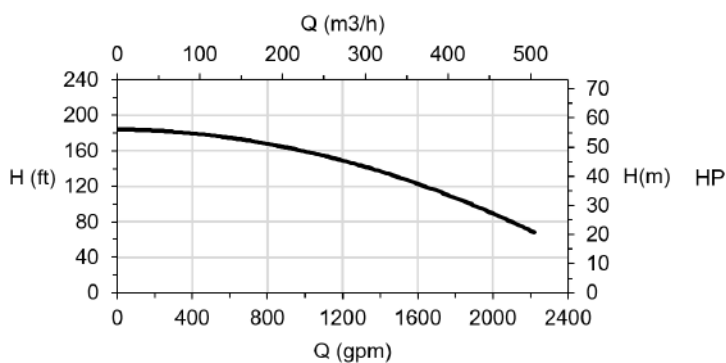
60 Hz

referential image



Electric submersible slurry pump, available in various cast iron and stainless-steel alloys. For applications in mines and industries that handle abrasive solids and slurries.

60 Hz	MD
Power, HP (kW)	100 (75)
Tension, V	460-600
Nominal Current, A	125-96
Weight, lb (kg)	2680(1215)
Max. height, inch (mm)	71(1805)
Max. diameter, inch (mm)	39(990)
Discharge, inch (mm)	8(200)
Strainer opening Ø, inch (mm)	1.77(45)



## Models:

MD: Medium Duttty

## Classification

Submersible slurry pump

## Electric motor

Three-phase squirrel cage motor  
 Speed: 1750 RPM  
 Insulation class: H  
 Start: Star-Delta, Soft Starter

## Motor protection

Thermo-contacts in the winding  
 Protection: IP 68

## Cable

2 cables 4G35 + 2x1.5mm<sup>2</sup>, 20m (66 ft) (\*)  
 This pump must be connected to an external control panel with adequate protection.

## Mechanical seals

Double mechanical seal in the oil chamber.  
 Rotary seal material: silicon carbide.  
 Stationary seal material: silicon carbide.  
 Elastomers: Viton.

## Discharge connection

8" (\*)

## Limitations

Maximum submersion: 20 m (66 ft)  
 Maximum liquid temperature: 40 °C (104 °F)  
 Liquid pH range: 6 – 11.

## Available materials

Cover: Nodular Cast iron.  
 Strainer: Stainless Steel.  
 Impeller: High Chrome Steel.  
 Agitator: High Chrome Steel.  
 Wear plate: High Chrome Steel.  
 Cover suction: Nodular Cast iron.  
 Casing/volute: Nodular Cast iron.  
 Shaft: Stainless Steel.  
 Screws/Nuts: Stainless Steel.

\*Specifications may be modified without prior notice.



# Bronco 33HD

Electric submersible slurry pumps

60 Hz

referential image



Electric submersible slurry pump, available in various cast iron and stainless-steel alloys. For applications in mines and industries that handle abrasive solids and slurries.

60 Hz	MD
Power, HP (kW)	40(30)
Tension, V	460-600
Nominal Current, A	49.6-38
Weight, lb (kg)	1146(520)
Max. height, inch (mm)	48.2(1224)
Max. diameter, inch (mm)	28.5(724)
Discharge, inch (mm)	4(100)
Strainer opening Ø, inch (mm)	1.38(35)

## Models:

HD: Heavy Duddy

## Classification

Submersible slurry pump

## Electric motor

Three-phase squirrel cage motor  
Speed: 1180 RPM  
Insulation class: H  
Start: Direct, Star-Delta

## Motor protection

Thermo-contacts in the winding  
Protection: IP 68

## Cable

2 cables 4G10 + 2x1.5mm<sup>2</sup>, 20m (66 ft) (\*)  
This pump must be connected to an external control panel with adequate protection.

## Mechanical seals

Double mechanical seal in the oil chamber.  
Rotary seal material: silicon carbide.  
Stationary seal material: silicon carbide.  
Elastomers: Viton.

## Discharge connection

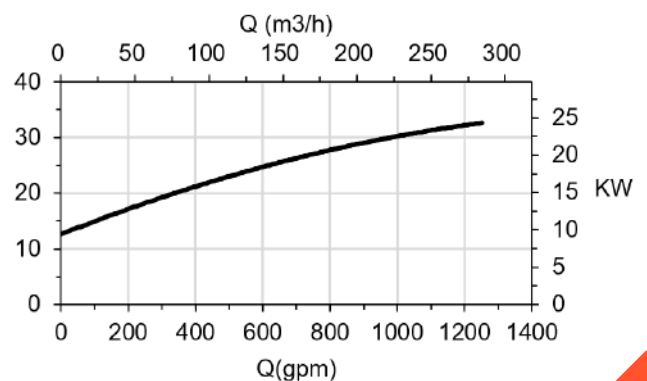
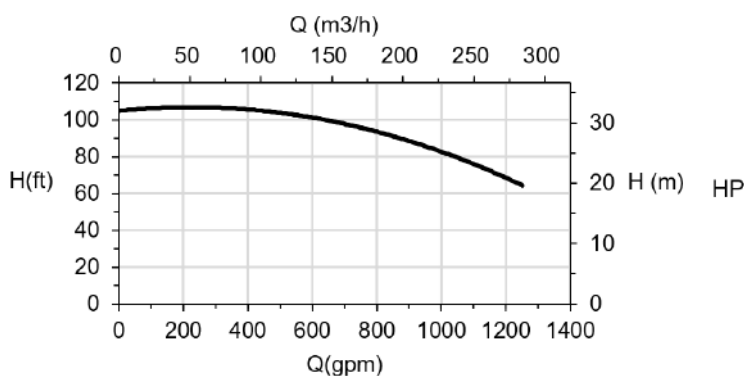
4" Flange ANSI 150 lb. (\*)

## Limitations

Maximum submersion: 20 m (66 ft)  
Maximum liquid temperature: 40 °C (104 °F)  
Liquid pH range: 6 – 11.

## Available materials

Cover: Nodular Cast iron.  
Strainer: Stainless Steel.  
Impeller: High Chrome Steel.  
Agitator: High Chrome Steel.  
Wear plate: High Chrome Steel.  
Cover suction: Nodular Cast iron.  
Casing/volute: Nodular Cast iron.  
Shaft: Stainless Steel.  
Screws/Nuts: Stainless Steel.



\*Specifications may be modified without prior notice.

# Bronco 66HD

Electric submersible slurry pumps

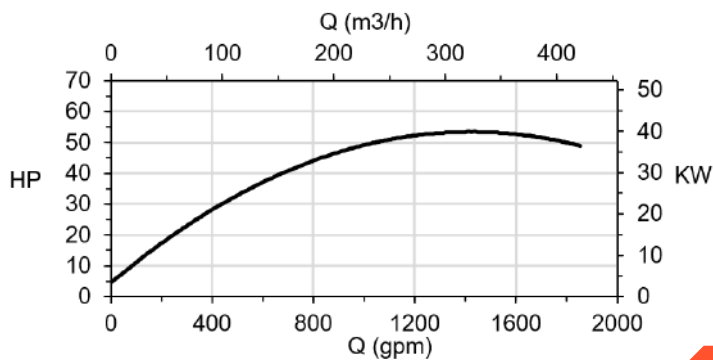
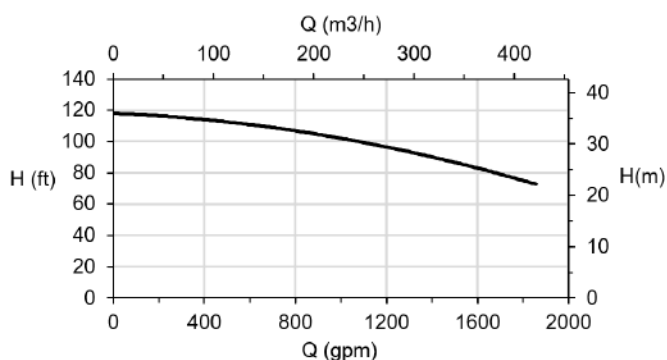
60 Hz

referential image



Electric submersible slurry pump, available in various cast iron and stainless-steel alloys. For applications in mines and industries that handle abrasive solids and slurries.

60 Hz	MD
Power, HP (kW)	80(60)
Tension, V	460-600
Nominal Current, A	79-61
Weight, lb (kg)	2414(1095)
Max. height, inch (mm)	64(1625)
Max. diameter, inch (mm)	31.5(800)
Discharge, inch (mm)	6(150)
Strainer opening Ø, inch (mm)	2(50)



## Models:

HD: Heavy Duty

## Classification

Submersible slurry pump

## Electric motor

Three-phase squirrel cage motor  
 Speed: 1150 RPM  
 Insulation class: H  
 Start: Star-Delta, Soft Starter

## Motor protection

Thermo-contacts in the winding  
 Protection: IP 68

## Cable

2 cables 4G16 + 2x1.5mm<sup>2</sup>, 20m (66 ft) (\*)  
 This pump must be connected to an external control panel with adequate protection.

## Mechanical seals

Double mechanical seal in the oil chamber.  
 Rotary seal material: silicon carbide.  
 Stationary seal material: silicon carbide.  
 Elastomers: Viton.

## Discharge connection

6" Flange ANSI 150 lb. (\*)

## Limitations

Maximum submersion: 20 m (66 ft)  
 Maximum liquid temperature: 40 °C (104 °F)  
 Liquid pH range: 6 – 11.

## Available materials

Cover: Nodular Cast iron.  
 Strainer: Stainless Steel.  
 Impeller: High Chrome Steel.  
 Agitator: High Chrome Steel.  
 Wear plate: High Chrome Steel.  
 Cover suction: Nodular Cast iron.  
 Casing/volute: Nodular Cast iron.  
 Shaft: Stainless Steel.  
 Screws/Nuts: Stainless Steel.

\*Specifications may be modified without prior notice.

# Bronco 99HD

Electric submersible slurry pumps

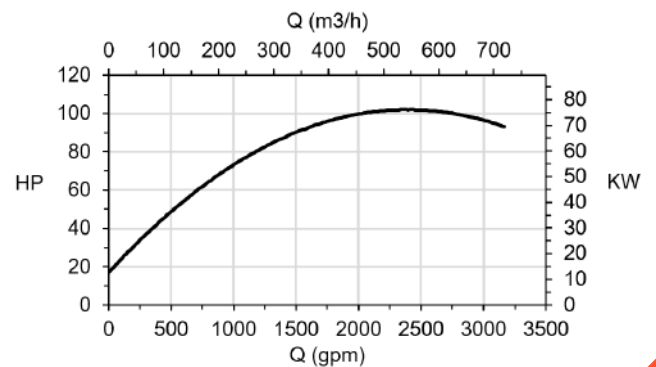
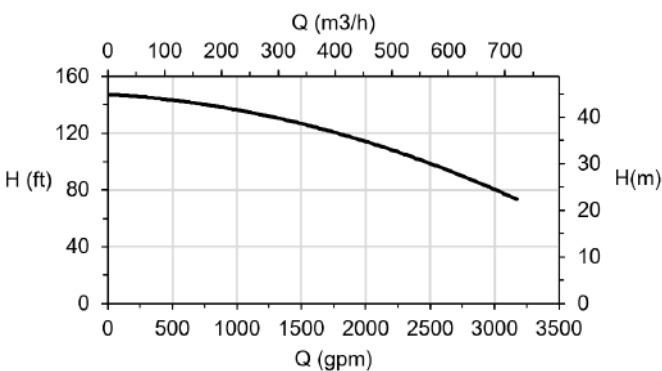
60 Hz

referential image



Electric submersible slurry pump, available in various cast iron and stainless-steel alloys. For applications in mines and industries that handle abrasive solids and slurries.

60 Hz	MD
Power, HP (kW)	125(93)
Tension, V	460-600
Nominal Current, A	180-138
Weight, lb (kg)	4187(1900)
Max. height, inch (mm)	73.8(1875)
Max. diameter, inch (mm)	49.2(1250)
Discharge, inch (mm)	8(200)
Strainer opening Ø, inch (mm)	2.36(60)



## Models:

HD: Heavy Duty

## Classification

Submersible slurry pump

## Electric motor

Three-phase squirrel cage motor  
Speed: 1150 RPM  
Insulation class: H  
Start: Soft Starter

## Motor protection

Thermo-contacts in the winding  
Protection: IP 68

## Cable

2 cables 4G35 + 2x1.5mm<sup>2</sup>, 20m (66 ft) (\*)  
This pump must be connected to an external control panel with adequate protection.

## Mechanical seals

Double mechanical seal in the oil chamber.  
Rotary seal material: silicon carbide.  
Stationary seal material: silicon carbide.  
Elastomers: Viton.

## Discharge connection

8" Flange ANSI 150 lb. (\*)

## Limitations

Maximum submersion: 20 m (66 ft)  
Maximum liquid temperature: 40 °C (104 °F)  
Liquid pH range: 6 – 11.

## Available materials

Cover: Nodular Cast iron.  
Strainer: Stainless Steel.  
Impeller: High Chrome Steel.  
Agitator: High Chrome Steel.  
Wear plate: High Chrome Steel.  
Cover suction: Nodular Cast iron.  
Casing/volute: Nodular Cast iron.  
Shaft: Stainless Steel.  
Screws/Nuts: Stainless Steel.

\*Specifications may be modified without prior notice.

# Electric Excavator P650

50 Hz

60 Hz

referential image



Solids excavator designed to remove high-density slurry and sand among others. Made of materials with high resistance to wear. Ideal teamed with slurry pumps.

## Models:

P650

## Classification

Electric Slurry Agitator.

## Motor

Three-phase squirrel cage motor  
 Power: 10 HP  
 Speed motor: 50Hz-1750RPM / 60Hz-1450 RPM.  
 Class insulation: H.  
 Start: Direct, Star-delta.  
 Protection: IP 68.  
 Voltage: 50 Hz: 380-500 V / 60 Hz: 460-600 V  
 Max temperature: 40°C (104°F)

## Gear Reducer

Torque max: 2540 - 2940 Nm  
 Ratio: 64/1  
 Speed: 50 Hz -22RPM /60 Hz - 27 RPM

## Seal

Double lip seal.

## Bearings

Deep groove ball bearing C3.

## Dimensions

Max. height, inch (mm): 63 (1600)  
 Max. diameter, inch (mm): 25.6 (650)

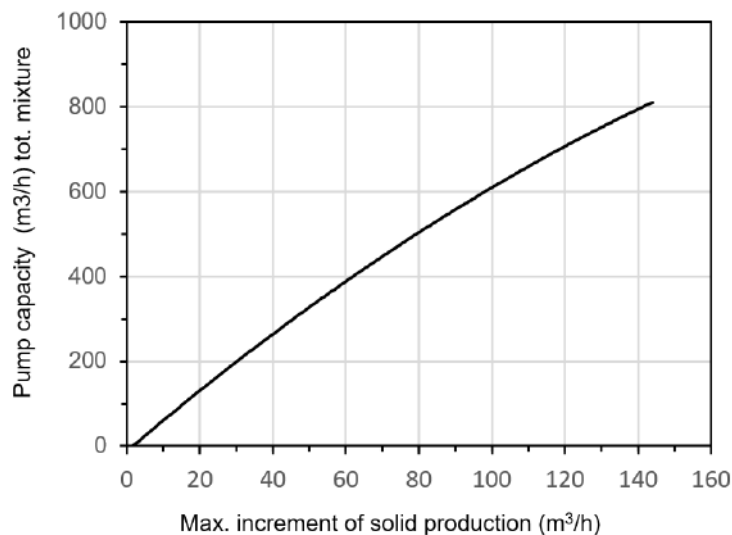
## Available materials

Cover: Carbon Steel.  
 Cylinder: Carbon Steel.  
 Agitator: Carbon Steel.  
 Blades: Anti-wear steel.  
 Shaft: Stainless Steel.  
 Screws/Nuts: Stainless Steel.  
 Additional: Anodes Zinc (optional).

## Cable

4G10+2x1.5mm<sup>2</sup>, 66ft / 20 m. (\*)  
 This equipment must be connected to an external control panel with adequate protection.

Curve Operation



\*Specifications may be modified without prior notice.

# Electric Excavator P650

Application electric excavator

**Bronco 33HD**



**Bronco 66HD**



**Bronco 99HD**



**Excavator P650**



- Designed to increase solids capacity
- High abrasion resistance
- High Torque, working up to 70% solids.

\*Specifications may be modified without prior notice.

# Accessories


## Discharge accesories



PUMP	Ø Discharge option (inch)
Miura HP10	3-4
Espada HP15	3-4
Diablo HP35	4-6
Gallardo HP58	4-6
Countach H80	6-8
Huracan H100	10
Aventador HP115	8-10
Reventon HP150	6-8
Estoque HP300	10

## Flotation system

FL-150: Float Reventon HP150  
 FL-60 : Float Gallardo HP58  
 FL-35 : Float Diablo HP35  
 FL-15 : Float Espada HP15 - Miura HP10



## Pumps series accesories

System in series Gallardo HP58 pump  
 System in series Countach HP80 pump



## Electric control panels

Power: 10-300HP  
 Voltage: 380-600 V  
 Frecuency: 50-60Hz  
 Start: Direct /Star-Delta /Soft Starter  
 Protection: NEMA 4X - IP66  
 According: IEC-61439





Contact: [info@hidropump.com](mailto:info@hidropump.com)  
Perú: +51 954 788 338  
USA: +1 (786) 972-1629  
Europe: +39 389 947 1204

[hidropump.com](http://hidropump.com)



A company of **GEOHIDRAULICA**

[geohidraulica.com](http://geohidraulica.com)



