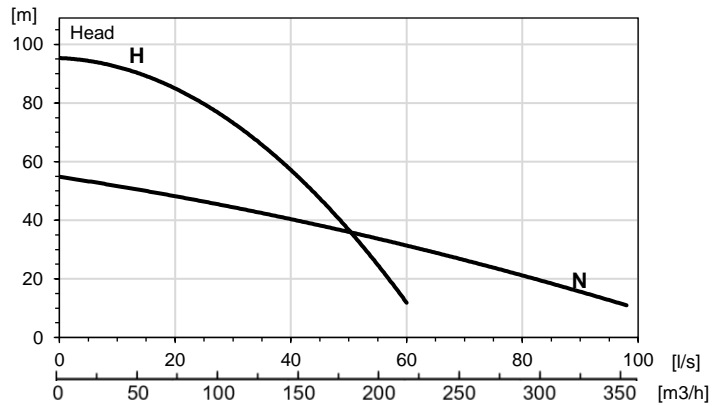


DESCRIPTION

50 Hz



*Referential image



50 Hz	H	N
Power , [kW / HP]	37 / 50	37 / 50
Voltage,V	380 / 400 / 500	380 / 400 / 500
Nominal current, A	69,1 / 65,6 / 52,5	69,1 / 65,6 / 52,5
Weight, kg	290	290
Max. height,mm	1328	1328
Max. width,mm	533	533
Discharge, in	4"	6"
Strainer opening Ø,mm	12	12

Electric submersible drainage pump, available in various aluminum and stainless-steel alloys. For applications in mines, power plants and other industries that handle abrasive solids and water.

Models:

N: Normal pressure.
H: High pressure.

Classification

Submersible electric pump

Electric motor

Three-phase squirrel cage motor
Speed: 2950 RPM
Insulation class: H
Start: Direct / Star-Delta
Max. number of starts per hour: 12

Motor protection

Thermo-contacts in the winding.
Protection: IP 68

Cable

Star-Delta: 2 cables 4G10+ 2x1.5mm², 20m (*)
Direct: 1 cable 4G25+ 2x1.5mm², 20m (*)

This pump must be connected to an external electrical cabinet with adequate protections.

Mechanical seals

Double mechanical seal in oil chamber and water.
Rotary seal material: silicon carbide.
Stationary seal material: silicon carbide.
Elastomers: Viton.

Bearings

Lower: Double angular contact ball bearing C3.
Upper: Deep groove ball bearing C3.

Discharge connection

4”H – 6” N. (*)

Limitations

Maximum submersion: 20 m.
Maximum liquid temperature: 40 °C (104°F).
Liquid pH range: 5 – 8.

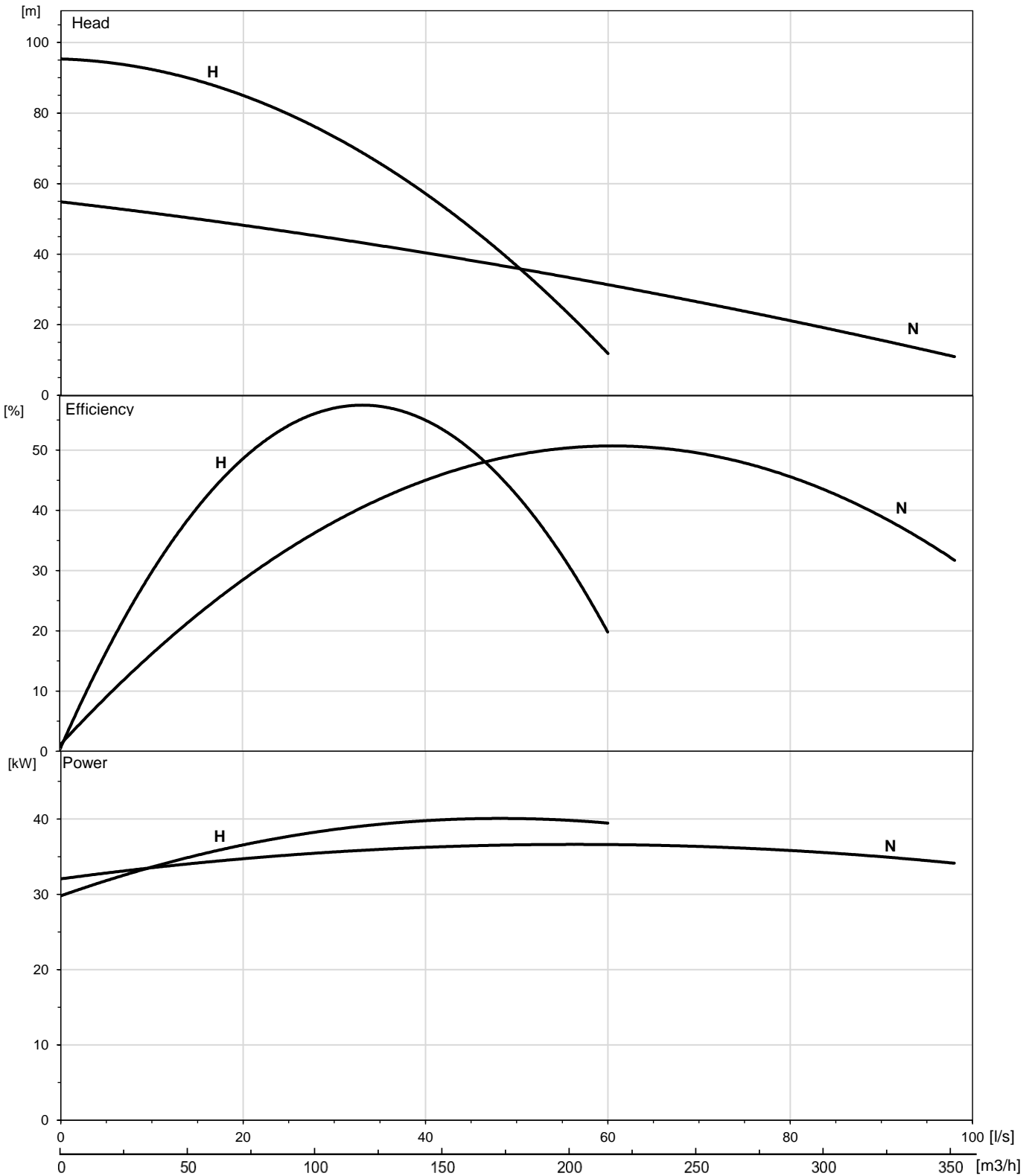
Available materials

Cover: Aluminum.
Cylinder: Carbon steel.
Strainer: Carbon steel.
Impeller: High chrome steel / Stainless steel.
Diffusers: Aluminum + PU.
Shaft: AISI 431 Stainless steel.
Screws / Nuts : Stainless steel.

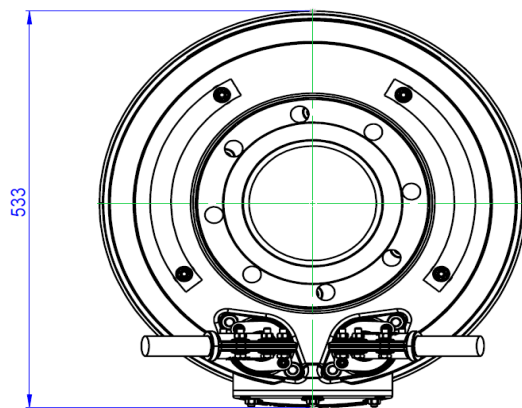
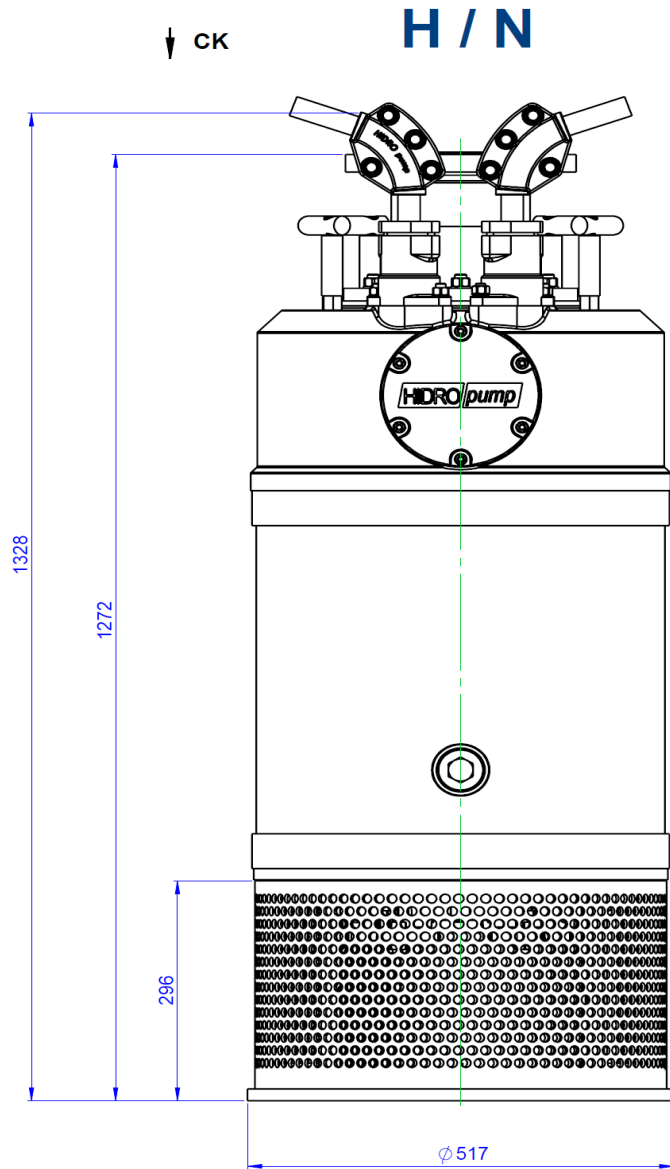
**Specifications may be modified without prior*

50 Hz

Performance curves



Curve : ISO 9906



VISTA CK

NOTE:
-REFERENTIAL MEASURES.
-DESCARGUE ON REQUEST.