

Brochure  
2024



**High range**  
pumping systems  
for your operation

[hidropump.com](http://hidropump.com)



**HIDRO** pump



# Why trust Hidropump?

- More than 15 years of experience serving the manufacturing and mining sectors.
- Manufacture of a wide range of submersible and stationary pumps prepared to work in the most extreme conditions, adapting our clients' needs.
- Millions of liters of water and slurry pumped in the mining sector.
- We own the factory where we manufacture our pumps, spare parts and their components .
- We are a professional team of highly trained and motivated engineers who have been in the industry for more than 25 years.
- Our firm fully develops the entire pumping system with comprehensive pumping proposals that encompass: Conceptual, basic, and detailed engineering, evaluation and diagnosis, design, and implementation of pumping systems, mechanical and electrical installation in the client's facilities, assembly and installation of pumps and pipes for drainage systems.
- Operation and maintenance of pumping systems.
- Rental of submersible and stationary pumps.
- More than 1 million man hours without accidents.
- We are the company with the lowest staff turnover in the Peruvian mining sector.



# In the world

# Products

## Dewatering pumps

Standard version



Miura  
HP10

Espada  
HP15

Diablo  
HP35

Gallardo  
HP58

Countach  
HP80

Huracán  
HP100

Aventador  
HP115

Reventón  
HP150

Estoque  
HP300

## Dewatering pumps

Stainless Steel version



Miura  
HP10

Espada  
HP15

Diablo  
HP35

Gallardo  
HP58

Countach  
HP80

Huracán  
HP100

Aventador  
HP115

Reventón  
HP150

Estoque  
HP300

## Slurry pumps

Standard version



Bronco  
9MD

Bronco  
17MD

Bronco  
33MD

Bronco  
66MD

Bronco  
99MD

Bronco  
33HD

Bronco  
66HD

Bronco  
99HD

## Slurry pumps

Stainless Steel version



Bronco  
9MD

Bronco  
17MD

Bronco  
33MD

Bronco  
66MD

Bronco  
99MD

Bronco  
33HD

Bronco  
66HD

Bronco  
99HD



# Dewatering pumps

Optimize your operation with the slurry pumps of the HidroPump family

MODEL	Power (HP)/(kW)	Dimensions (inch)/(mm)	Weight (lb)/(kg)	FLOW (gpm)/(L/s)	HDT (ft)/(m)
 <b>Miura HP10</b>	7.5 HP/5.5 kW - 50 Hz 10 HP/7.5 kW - 60 Hz	11x26 inch 280x660 mm	132 lb 60 kg	50 Hz(H) 63-261 gpm / 4-16.5 L/s 60 Hz(H) 80-275 gpm / 5-17.5 L/s 50 Hz(N) 119-507 gpm / 7.5-32 L/s 60 Hz(N) 158-570 gpm / 10-36 L/s	50 Hz(H) 112-10 ft/ 34-3 m 60 Hz(H) 131-16 ft/ 40-5 m 50 Hz(N) 59-10 ft/ 17-3 m 60 Hz(N) 72-16 ft/ 22-5 m
 <b>Espada HP15</b>	12.5 HP/9.3 kW - 50 Hz 15 HP/11 kW - 60 Hz	12.6x28.7 inch 320x730 mm	176 lb 80 kg	50 Hz(H) 48-349 gpm / 3-22L/s 60 Hz(H) 80-396 gpm / 5-25L/s 50 Hz(N) 127-539 gpm / 8-34 L/s 60 Hz(N) 158-570 gpm / 10-36 L/s	50 Hz(H) 181-26 ft/ 55-8 m 60 Hz(H) 197-33 ft/ 60-10 m 50 Hz(N) 82-26 ft/ 25-8 m 60 Hz(N) 99-33 ft/ 30-10 m
 <b>Diablo HP35</b>	30 HP/22 kW - 50 Hz 35 HP/26 kW - 60 Hz	16.7x40.3 inch 425X1024 mm	397 lb 180 kg	50 Hz(H) 158-793 gpm / 10-50 L/s 60 Hz(H) 158-793 gpm / 10-60 L/s 50 Hz(N) 80-1411 gpm / 25-89 L/s 60 Hz(N) 476-1427 gpm / 30-90 L/s	50 Hz(H) 164-26 ft/ 50-8 m 60 Hz(H) 197-33 ft/ 60-10 m 50 Hz(N) 133-26 ft/ 35-9 m 60 Hz(N) 131-33 ft/ 40-10 m
 <b>Gallardo HP58</b>	50 HP/37 kW - 50 Hz 60 HP/45 kW - 60 Hz	20x51.3 inch 510X1303 mm	639 lb 290 kg	50 Hz(H) 238-888 gpm / 15-56 L/s 60 Hz(H) 317-793 gpm / 20-60 L/s 50 Hz(N) 586-2140 / 37-135 L/s 60 Hz(N) 555-1981 / 40-140 L/s	50 Hz(H) 279-16 ft/ 85-5 m 60 Hz(H) 312-16 ft/ 95-5 m 50 Hz(N) 82-33 ft/ 25-10 m 60 Hz(N) 115-33 ft/ 28-10 m
 <b>Countach HP80</b>	70 HP/52 kW - 50 Hz 80 HP/60 kW - 60 Hz	22X60 inch 559X1524 mm	1810 lb 822 kg	50 Hz(H) 269-713 gpm / 17-45 L/s 60 Hz(H) 317-792 gpm / 20-50 L/s 50 Hz(N) 396-1268 gpm / 25-80 L/s 60 Hz(N) 476-1427 gpm / 30-90 L/s	50 Hz(H) 295-197 ft/ 90-60 m 60 Hz(H) 328-210 ft/ 100-64 m 50 Hz(N) 203-131 ft/ 62-40 m 60 Hz(N) 230-98 ft/ 70-30 m
 <b>Huracan HP100</b>	80 HP/60 kW - 50 Hz 100 HP/75 kW - 60 Hz	41x76 inch 1050X1925 mm	2645 lb 1200 kg	50 Hz 181-525 gpm / 55-160 L/s 60 Hz 713-190 gpm / 65-180 L/s	50 Hz 135-33 ft/ 41-10 m 60 Hz 148-39 ft/ 45-12 m
 <b>Aventador HP115</b>	95 HP/71 kW - 50 Hz 115 HP/85 kW - 60 Hz	36x50 inch 910X1262 mm	1477 lb 670 kg	50 Hz(H) 666-1744 gpm / 40 - 110 L/s 60 Hz(H) 793-1902 gpm / 50-120 L/s 50 Hz(N) 793-3963 gpm / 50-250 L/s 60 Hz(N) 1189-4438 gpm / 75-280 L/s	50 Hz(H) 203-72 ft/ 62-22 m 60 Hz(H) 230-82 ft/ 70-20 m 50 Hz(N) 121-49 ft/ 37-15 m 60 Hz(N) 131-39 ft/ 40-12 m
 <b>Reventon HP150</b>	125 HP/93 kW - 50 Hz 150 HP/112 kW - 60 Hz	24.6x63 inch 625X1600 mm	2380 lb 1080 kg	50 Hz(H) 254-951 gpm / 16-60 L/s 60 Hz(H) 317-982 gpm / 20-62 L/s 50 Hz(N) 7476-148 gpm / 30-92 L/s 60 Hz(N) 555-1506 gpm / 35-95 L/s	50 Hz(H) 525-361 ft/ 160-110 m 60 Hz(H) 591-410 ft/ 180-125 m 50 Hz(N) 312-131 ft/ 95-40 m 60 Hz(N) 345-164 ft/ 105-50 m
 <b>Estoque HP300</b>	250 HP/185 kW - 50 Hz 300 HP/223 kW - 60 Hz	37x78 inch 934X1975 mm 46x78 inch 1168x1975 mm	5290 lb 2400 kg 5700 lb 2584 kg	50 Hz(H) 634-2250 gpm / 40-132 L/s 60 Hz(H) 164-459 gpm / 50-140 L/s 50 Hz(N) 1744-3170 gpm / 110-200 L/s 60 Hz(N) 2060-3487 gpm / 130-220 L/s	50 Hz(H) 466-328 ft/ 142-100 m 60 Hz(H) 2615-1902 ft/ 165-120 m 50 Hz(N) 246-197 ft/ 75-60 m 60 Hz(N) 312-262 ft/ 95-80 m



# Dewatering pumps

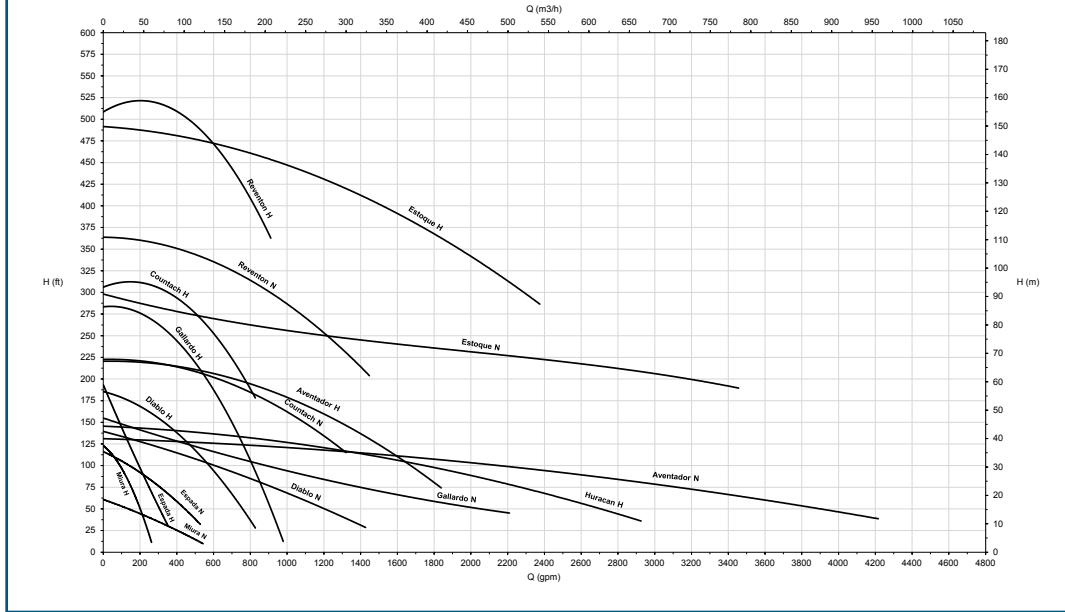
Optimize your operation with the slurry pumps of the HidroPump family

MODEL	Power (HP)/(kW)	Dimensions (inch)/(mm)	Weight (lb)/(kg)	FLOW (gpm)/(L/s)	HDT (ft)/(m)
 <b>Miura HP10</b>	7.5 HP/5.5 kW - 50 Hz 10 HP/7.5 kW - 60 Hz	11x26 inch 280x660 mm	224 lb 102 kg	50 Hz(H) 63-261 gpm / 4-16.5 L/s 60 Hz(H) 80-275 gpm / 5-17.5 L/s 50 Hz(N) 119-507 gpm / 7.5-32 L/s 60 Hz(N) 158-570 gpm / 10-36 L/s	50 Hz(H) 112-10 ft/ 34-3 m 60 Hz(H) 131-16 ft/ 40-5 m 50 Hz(N) 59-10 ft/ 17-3 m 60 Hz(N) 72-16 ft/ 22-5 m
 <b>Espada HP15</b>	12.5 HP/9.3 kW - 50 Hz 15 HP/11 kW - 60 Hz	12.6x28.7 inch 320x730 mm	348 lb 158 kg	50 Hz(H) 48-349 gpm / 3-22L/s 60 Hz(H) 80-396 gpm / 5-25L/s 50 Hz(N) 127-539 gpm / 8-34 L/s 60 Hz(N) 158-570 gpm / 10-36 L/s	50 Hz(H) 181-26 ft/ 55-8 m 60 Hz(H) 197-33 ft/ 60-10 m 50 Hz(N) 82-26 ft/ 25-8 m 60 Hz(N) 99-33 ft/ 30-10 m
 <b>Diablo HP35</b>	30 HP/22 kW - 50 Hz 35 HP/26 kW - 60 Hz	16.7x40.3 inch 425X1024 mm	755 lb 343 kg	50 Hz(H) 158-793 gpm / 10-50 L/s 60 Hz(H) 158-793 gpm / 10-60 L/s 50 Hz(N) 80-1411 gpm / 25-89 L/s 60 Hz(N) 476-1427 gpm / 30-90 L/s	50 Hz(H) 164-26 ft/ 50-8 m 60 Hz(H) 197-33 ft/ 60-10 m 50 Hz(N) 133-26 ft/ 35-9 m 60 Hz(N) 131-33 ft/ 40-10 m
 <b>Gallardo HP58</b>	50 HP/37 kW - 50 Hz 60 HP/45 kW - 60 Hz	20x51.3 inch 510X1303 mm	1298 lb 590 kg	50 Hz(H) 238-888 gpm / 15-56 L/s 60 Hz(H) 317-793 gpm / 20-60 L/s 50 Hz(N) 586-2140 / 37-135 L/s 60 Hz(N) 555-1981 / 40-140 L/s	50 Hz(H) 279-16 ft/ 85-5 m 60 Hz(H) 312-16 ft/ 95-5 m 50 Hz(N) 82-33 ft/ 25-10 m 60 Hz(N) 115-33 ft/ 28-10 m
 <b>Countach HP80</b>	70 HP/52 kW - 50 Hz 80 HP/60 kW - 60 Hz	22X60 inch 559X1524 mm	1850 lb 839 kg	50 Hz(H) 269-713 gpm / 17-45 L/s 60 Hz(H) 317-792 gpm / 20-50 L/s 50 Hz(N) 396-1268 gpm / 25-80 L/s 60 Hz(N) 476-1427 gpm / 30-90 L/s	50 Hz(H) 295-197 ft/ 90-60 m 60 Hz(H) 328-210 ft/ 100-64 m 50 Hz(N) 203-131 ft/ 62-40 m 60 Hz(N) 230-98 ft/ 70-30 m
 <b>Huracan HP100</b>	80 HP/60 kW - 50 Hz 100 HP/75 kW - 60 Hz	41x76 inch 1050X1925 mm	2930 lb 1330 kg	50 Hz 181-525 gpm / 55-160 L/s 60 Hz 713-190 gpm / 65-180 L/s	50 Hz 135-33 ft/ 41-10 m 60 Hz 148-39 ft/ 45-12 m
 <b>Aventador HP115</b>	95 HP/71 kW - 50 Hz 110 HP/82 kW - 60 Hz	36x50 inch 910X1262 mm	2600 lb 1180 kg	50 Hz(H) 666-1744 gpm / 40 - 110 L/s 60 Hz(H) 793-1902 gpm / 50-120 L/s 50 Hz(N) 793-3963 gpm / 50-250 L/s 60 Hz(N) 1189-4438 gpm / 75-280 L/s	50 Hz(H) 203-72 ft/ 62-22 m 60 Hz(H) 230-82 ft/ 70-20 m 50 Hz(N) 121-49 ft/ 37-15 m 60 Hz(N) 131-39 ft/ 40-12 m
 <b>Reventon HP150</b>	125 HP/93 kW - 50 Hz 150 HP/112 kW - 60 Hz	24.6x63 inch 625X1600 mm	2640 lb 1300 kg	50 Hz(H) 254-951 gpm / 16-60 L/s 60 Hz(H) 317-982 gpm / 20-62 L/s 50 Hz(N) 7476-148 gpm / 30-92 L/s 60 Hz(N) 555-1506 gpm / 35-95 L/s	50 Hz(H) 525-361 ft/ 160-110 m 60 Hz(H) 591-410 ft/ 180-125 m 50 Hz(N) 312-131 ft/ 95-40 m 60 Hz(N) 345-164 ft/ 105-50 m
 <b>Estoque HP300</b>	250 HP/185 kW - 50 Hz 300 HP/223 kW - 60 Hz	37x78 inch 934X1975 mm 46x78 inch 1168x1975 mm	5700 lb 2590 kg 5900 lb 2676 kg	50 Hz(H) 634-2250 gpm / 40-132 L/s 60 Hz(H) 164-459 gpm / 50-140 L/s 50 Hz(N) 1744-3170 gpm / 110-200 L/s 60 Hz(N) 2060-3487 gpm / 130-220 L/s	50 Hz(H) 466-328 ft/ 142-100 m 60 Hz(H) 2615-1902 ft/ 165-120 m 50 Hz(N) 246-197 ft/ 75-60 m 60 Hz(N) 312-262 ft/ 95-80 m

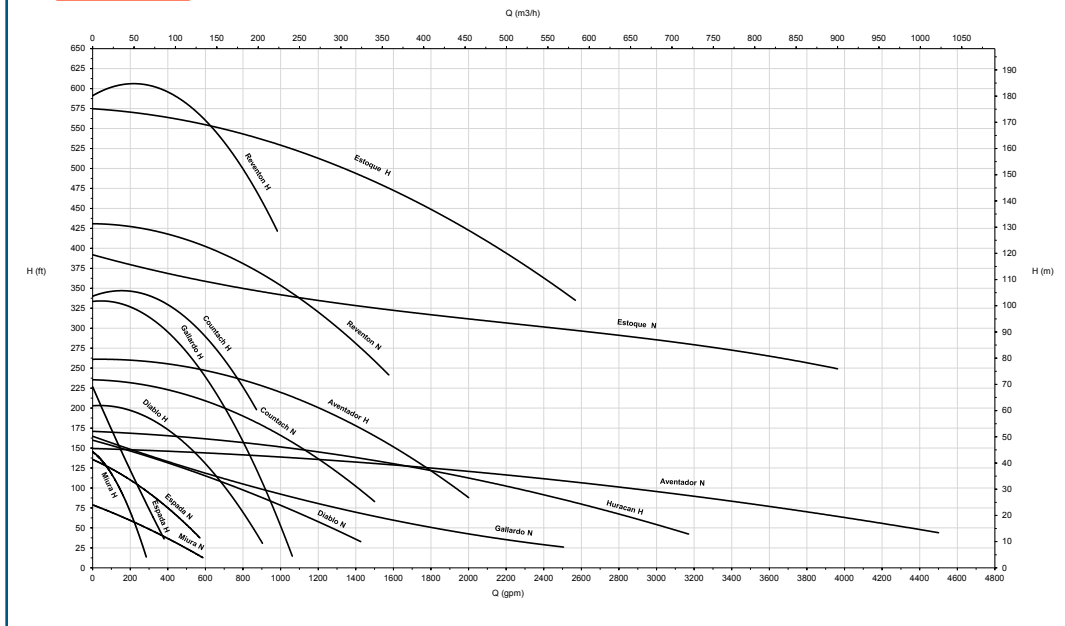


# Dewatering pumps performance

50 Hz



60 Hz





# Available Materials

## Dewatering - Standard

DESCRIPTION	MATERIAL	ASTM
Cover	Aluminum / Cast Iron	ASTM A356 / ASTM A536
Cylinder	Stainless Steel	AISI 304
Strainer	Stainless Steel	AISI 304
Impeller	High Chrome Steel	ASTM A532
Diffusers	Aluminum + Pu / Cast Iron	ASTM A356 / ASTM A536
Shaft	Stainless Steel	AISI 431
Screws/ Nuts	Stainless Steel	AISI 304
O-Ring	Nitrile rubber	

## Dewatering - Stainless Steel

DESCRIPTION	MATERIAL	ASTM
Cover	Stainless Steel	AISI 316
Cylinder	Stainless Steel	AISI 316
Strainer	Stainless Steel	AISI 316
Impeller	Stainless Steel	AISI 316
Diffusers	Stainless Steel + Pu	AISI 316
Shaft	Stainless Steel	AISI 431
Screws/ Nuts	Stainless Steel	AISI 304
O-Ring	Nitrile rubber	





# Slurry pumps

Optimize your operation with the slurry pumps of the HidroPump family

MODEL	Power (HP)/(kW)	Dimensions (inch)/(mm)	Weight (lb)/(kg)	FLOW (gpm)/(L/s)	HDT (ft)/(m)
 <b>Bronco 9MD</b>	7.5 HP/5.5 kW - 50Hz 10 HP/7.5 kW - 60Hz	15x32 inch 380x806 mm	333 lb 151 kg	50 Hz 127 - 460 gpm / 8 - 29 L/s 60 Hz 158 - 555 gpm / 10 - 35 L/s	50 Hz 36 -13 ft / 11 - 4 m 60 Hz 52 -20 ft / 16 - 6 m
 <b>Bronco 17MD</b>	14 HP/10.5 kW - 50 Hz 17 HP/12.7 kW - 60Hz	18x47 inch 465x1200 mm	668 lb 303 kg	50 Hz 165-549 gpm / 13-42 L/s 60 Hz 237- 790 gpm / 15 - 50 L/s	50 Hz 43 -20 ft / 13 - 6 m 60 Hz 62 -26 ft / 19 - 8 m
 <b>Bronco 33MD</b>	33 HP/24.6 kW - 50Hz 40 HP/33 kW - 60Hz	21.6x51.6 inch 549x1310 mm	1146 lb 520 kg	50 Hz 269-856 gpm / 17-54 L/s 60 Hz 317-1030 gpm / 20-65 L/s	50 Hz 66-36 ft / 20 - 11 m 60 Hz 95 -52 ft / 29 - 16 m
 <b>Bronco 66MD</b>	63 HP/47 kW - 50Hz 75 HP/56 kW - 60Hz	34.5x71 inch 876x1805 mm	2425 lb 1100 kg	50 Hz 634-1744 gpm / 40-110 L/s 60 Hz 793-2061 gpm / 50-130 L/s	50 Hz 115-49 ft / 35-15 m 60 Hz 131-56 ft / 40-17 m
 <b>Bronco 99MD</b>	80 HP/60 kW - 50Hz 100 HP/75 kW - 60Hz	39x71 inch 990x1805 mm	2680 lb 1215 kg	50 Hz 951-2378 gpm / 60-150 L/s 60 Hz 872-2298 gpm / 55-140 L/s	50 Hz 125-66 ft / 38-20 m 60 Hz 157-72 ft / 48-22 m
 <b>Bronco 33HD</b>	33 HP/24.6 kW - 50Hz 40 HP/30 kW - 60Hz	28.5x48.2 inch 724x1224 mm	1146 lb 520 kg	50 Hz 396-951 gpm / 25-60 L/s 60 Hz 476-1110 gpm / 30-70 L/s	50 Hz 75-46 ft / 23-14 m 60 Hz 105-75 ft / 32-23 m
 <b>Bronco 66HD</b>	67 HP/50 kW - 50Hz 80 HP/60 kW - 60Hz	31.5x64 inch 800x1625 mm	2414 lb 1095 kg	50 Hz 476-1427 gpm / 30-90 L/s 60 Hz 634-1744 gpm / 40-110 L/s	50 Hz 98-79 ft / 30-24 m 60 Hz 108-82 ft / 33-25 m
 <b>Bronco 99HD</b>	105 HP/78 kW - 50Hz 125 HP/93 kW - 60 Hz	49.2x73.8 inch 1250x1875 mm	4187 lb 1900 kg	50 Hz 793-2615 gpm / 50-165 L/s 60 Hz 951-2853 gpm / 60-180 L/s	50 Hz 115-82 ft / 35-25 m 60 Hz 131-85 ft / 40-26 m



# Slurry pumps

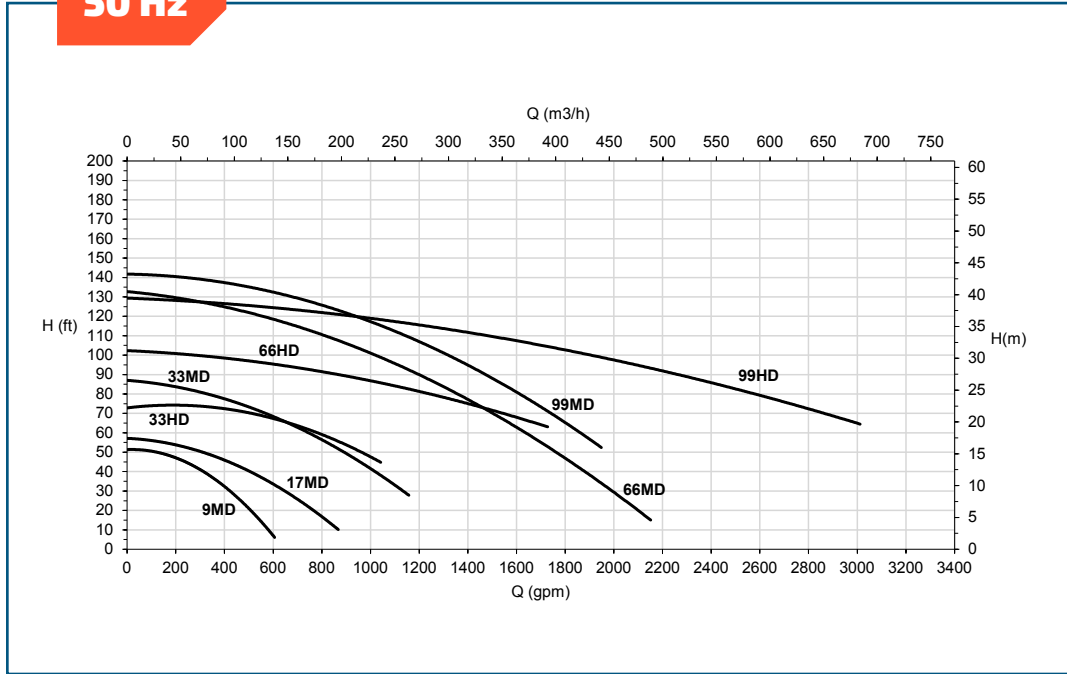
Optimize your operation with the slurry pumps of the HidroPump family

MODEL	Power (HP)/(kW)	Dimensions (inch)/(mm)	Weight (lb)/(kg)	FLOW (gpm)/(L/s)	HDT (ft)/(m)
 <b>Bronco 9MD</b>	7.5 HP/5.5 kW - 50Hz 10 HP/7.5 kW - 60Hz	15x32 inch 380x806 mm	388 lb 176 kg	50 Hz 127 - 460 gpm / 8 - 29 L/s 60 Hz 158 - 555 gpm / 10 - 35 L/s	50 Hz 36 -13 ft / 11 - 4 m 60 Hz 52 -20 ft / 16 - 6 m
 <b>Bronco 17MD</b>	14 HP/10.5 kW - 50 Hz 17 HP/12.7 kW - 60Hz	18x47 inch 465x1200 mm	730 lb 332 kg	50 Hz 165-549 gpm / 13-42 L/s 60 Hz 237- 790 gpm / 15 - 50 L/s	50 Hz 43 -20 ft / 13 - 6 m 60 Hz 62 -26 ft / 19 - 8 m
 <b>Bronco 33MD</b>	33 HP/24.6 kW - 50Hz 40 HP/33 kW - 60Hz	21.6x51.6 inch 549x1310 mm	1260 lb 572 kg	50 Hz 269-856 gpm / 17-54 L/s 60 Hz 317-1030 gpm / 20-65 L/s	50 Hz 66-36 ft / 20 - 11 m 60 Hz 95 -52 ft / 29 - 16 m
 <b>Bronco 66MD</b>	63 HP/47 kW - 50Hz 75 HP/56 kW - 60Hz	34.5x71 inch 876x1805 mm	2789 lb 1265 kg	50 Hz 634-1744 gpm / 40-110 L/s 60 Hz 793-2061 gpm / 50-130 L/s	50 Hz 115-49 ft / 35-15 m 60 Hz 131-56 ft / 40-17 m
 <b>Bronco 99MD</b>	80 HP/60 kW - 50Hz 100 HP/75 kW - 60Hz	39x71 inch 990x1805 mm	3084 lb 1402 kg	50 Hz 951-2378 gpm / 60-150 L/s 60 Hz 872-2298 gpm / 55-140 L/s	50 Hz 125-66 ft / 38-20 m 60 Hz 157-72 ft / 48-22 m
 <b>Bronco 33HD</b>	33 HP/24.6 kW - 50Hz 40 HP/30 kW - 60Hz	28.5x48.2 inch 724x1224 mm	1400 lb 635 kg	50 Hz 396-951 gpm / 25-60 L/s 60 Hz 476-1110 gpm / 30-70 L/s	50 Hz 75-46 ft / 23-14 m 60 Hz 105-75 ft / 32-23 m
 <b>Bronco 66HD</b>	67 HP/50 kW - 50Hz 80 HP/60 kW - 60Hz	31.5x64 inch 800x1625 mm	2655 lb 1207 kg	50 Hz 476-1427 gpm / 30-90 L/s 60 Hz 634-1744 gpm / 40-110 L/s	50 Hz 98-79 ft / 30-24 m 60 Hz 108-82 ft / 33-25 m
 <b>Bronco 99HD</b>	105 HP/78 kW - 50Hz 125 HP/93 kW - 60 Hz	49.2x73.8 inch 1250x1875 mm	4630 lb 2100 kg	50 Hz 793-2615 gpm / 50-165 L/s 60 Hz 951-2853 gpm / 60-180 L/s	50 Hz 115-82 ft / 35-25 m 60 Hz 131-85 ft / 40-26 m

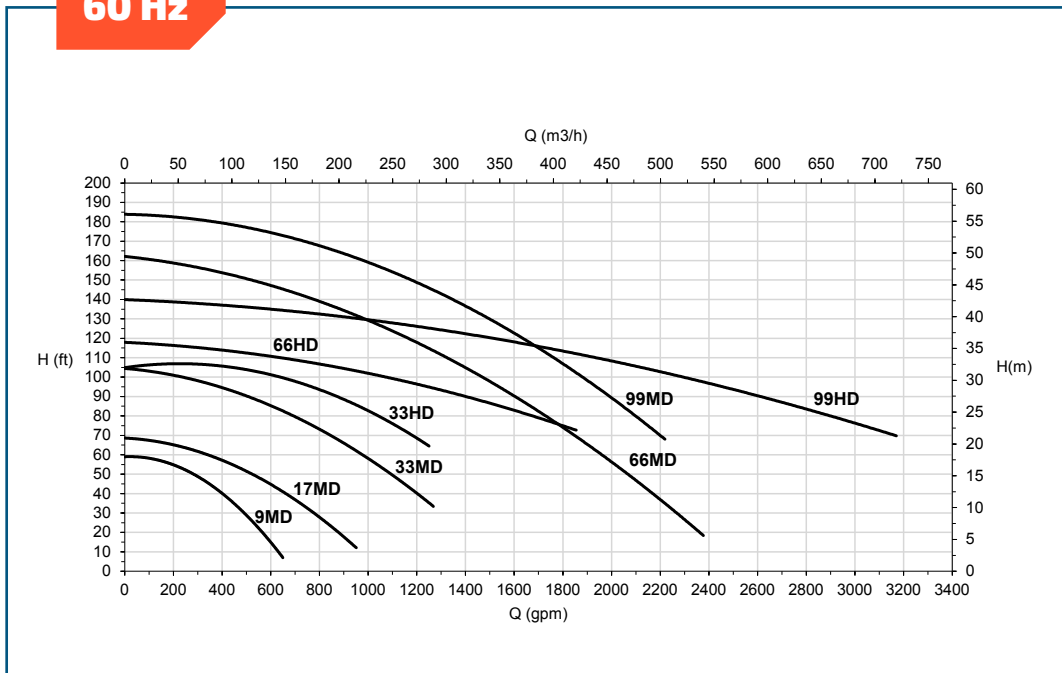


# Slurry pumps performance

50 Hz



60 Hz





# Available Materials

## Slurry - Standard

DESCRIPTION	MATERIAL	ASTM
Cover	Cast Iron	ASTM A536
Strainer	Stainless Steel	AISI 304
Impeller	High Chrome Steel	ASTM A532
Agitator	High Chrome Steel	ASTM A532
Wear plate	High Chrome Steel	ASTM A532
Casing/Volute	High Chrome Steel	ASTM A532
Cover Suction	Cast Iron	ASTM A356
Shaft	Stainless Steel	AISI 431
Screws/ Nuts	Stainless Steel	AISI 304
O-Ring	Nitrile rubber	

## Slurry - Stainless Steel

DESCRIPTION	MATERIAL	ASTM
Cover	Stainless Steel	AISI 316
Strainer	Stainless Steel	AISI 316
Impeller	Stainless Steel duplex	AISI 329
Agitator	Stainless Steel duplex	AISI 329
Wear plate	Stainless Steel duplex	AISI 329
Casing/Volute	Stainless Steel	AISI 316
Cover Suction	Stainless Steel	AISI 316
Shaft	Stainless Steel	AISI 431
Screws/ Nuts	Stainless Steel	AISI 304
O-Ring	Nitrile rubber	

# Dewatering pumps

Standard version



# Miura HP10

Electric submersible drainage pumps

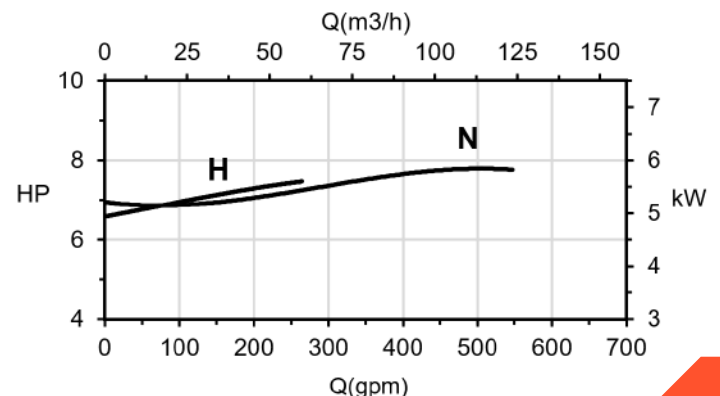
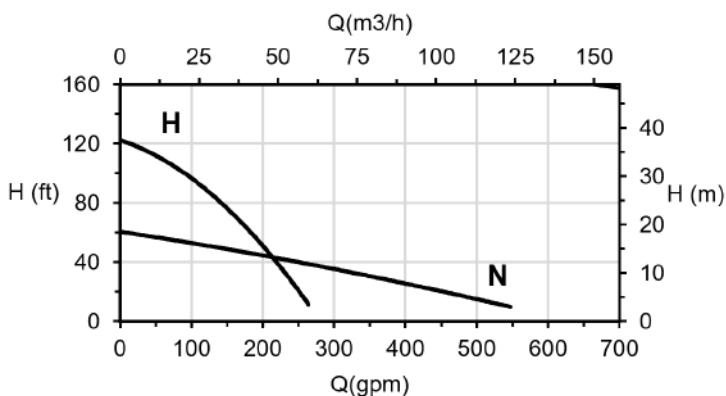
50 Hz

referential image



Electric submersible drainage pump, available in various aluminum and stainless-steel alloys. For use in mining, power plants and other industries that handle abrasive solids and water.

50 Hz	N	H
Power, HP (kW)	7.5(5.5)	7.5(5.5)
Tension, V	380-500	380-500
Nominal Current, A	14.5-11	14.5-11
Weight, lb (kg)	132(60)	132(60)
Max. height, inch (mm)	26(660)	26(660)
Max. diameter, inch (mm)	11(280)	11(280)
Discharge, inch (mm)	4(100)	3(75)
Strainer opening Ø, inch (mm)	0.28(7)	0.28(7)



## Models:

N: Normal pressure.  
H: High pressure.

## Classification

Submersible electric pump

## Electric motor

Three-phase squirrel cage motor  
Speed: 2950 RPM  
Insulation class: H  
Start: Direct

## Motor protection

Thermo-contacts in the winding  
Protection: IP 68

## Cable

4G10 + 2x1.5mm<sup>2</sup>, 20m (66 ft) (\*)  
This pump must be connected to an external control panel with adequate protection.

## Mechanical seals

Double mechanical seal in the oil and water chamber.  
Rotary seal material: silicon carbide.  
Stationary seal material: silicon carbide.  
Elastomers: Viton.

## Bearings

Deep groove ball bearing C3.

## Discharge connection

3" H - 4" N. (\*)

## Limitations

Maximum submersion: 20 m (66 ft)  
Maximum liquid temperature: 40 °C (104 °F)  
Liquid pH range: 5 - 8.

## Available materials

Cover: Aluminum.  
Cylinder: Stainless Steel.  
Strainer: Stainless Steel.  
Impeller: High Chrome Steel.  
Diffusers: Aluminum + Polyurethane.  
Shaft: Stainless Steel.  
Screws/Nuts: Stainless Steel.

\*Specifications may be modified without prior notice.

# Miura HP10

Electric submersible drainage pumps

60 Hz

referential image



Electric submersible drainage pump, available in various aluminum and stainless-steel alloys. Designed for use in mining, power plants and other industries that handle abrasive solids and water.

60 Hz	N	H
Power, HP (kW)	10(7.5)	10(7.5)
Tension, V	460-600	460-600
Nominal Current, A	12-9	12-9
Weight, lb (kg)	132(60)	132(60)
Max. height, inch (mm)	26(660)	26(660)
Max. diameter, inch (mm)	11(280)	11(280)
Discharge, inch (mm)	4(100)	3(75)
Strainer opening Ø, inch (mm)	0.28(7)	0.28(7)

## Models:

N: Normal  
H: High pressure

## Classification

Submersible electric pump

## Electric motor

Three-phase squirrel cage motor  
Speed: 3545 RPM  
Insulation class: H  
Start: Direct

## Motor protection

Thermo-contacts in the winding  
Protection: IP 68

## Cable

4G10 + 2x1.5mm<sup>2</sup>, 20m (66 ft) (\*)  
This pump must be connected to an external control panel with adequate protection.

## Mechanical seals

Double mechanical seal in the oil and water chamber.  
Rotary seal material: silicon carbide.  
Stationary seal material: silicon carbide.  
Elastomers: Viton.

## Bearings

Deep groove ball bearing C3.

## Discharge connection

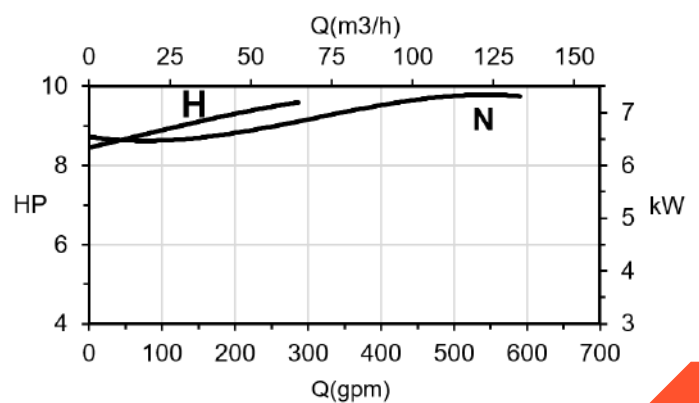
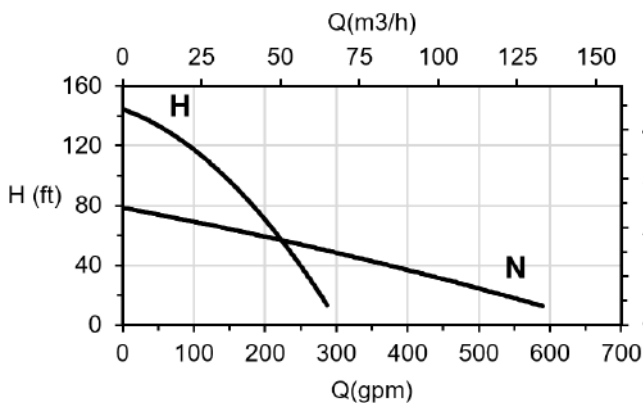
3" H - 4" N. (\*)

## Limitations

Maximum submersion: 20 m (66 ft)  
Maximum liquid temperature: 40 °C (104 °F)  
Liquid pH range: 5 - 8

## Available materials

Cover: Aluminum.  
Cylinder: Stainless Steel.  
Strainer: Stainless Steel.  
Impeller: High Chrome Steel.  
Diffusers: Aluminum + Polyurethane.  
Shaft: Stainless Steel.  
Screws/Nuts: Stainless Steel.



\*Specifications may be modified without prior notice.

# Espada HP15

Electric submersible drainage pumps

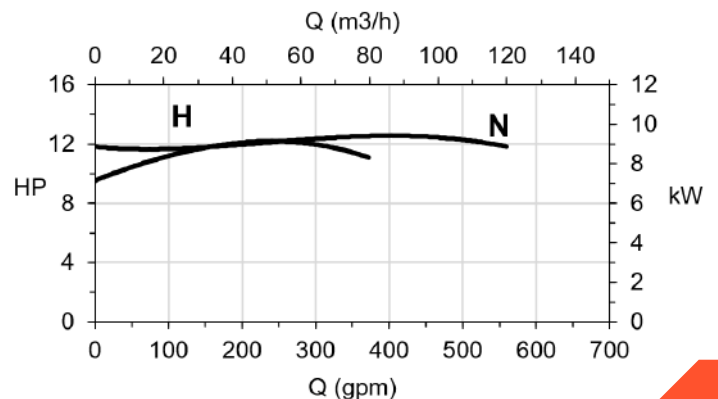
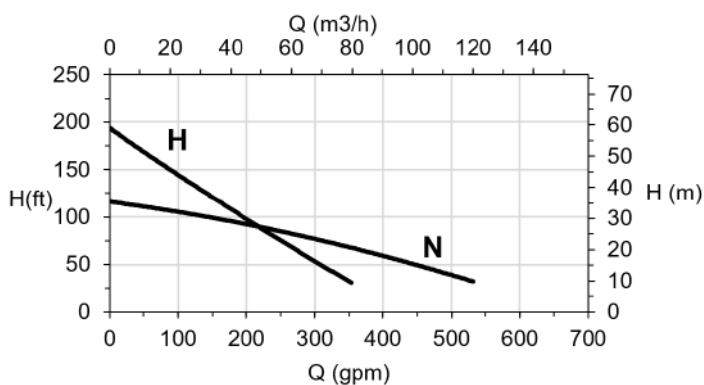
50 Hz

referential image



Electric submersible drainage pump, available in various aluminum and stainless-steel alloys. Designed for use in mining, power plants and other industries that handle abrasive solids and water.

50 Hz	N	H
Power, HP (kW)	12.5(9.3)	12.5(9.3)
Tension, V	380-500	380-500
Nominal Current, A	22-17	22-17
Weight, lb (kg)	176(80)	176(80)
Max. height, inch (mm)	28.7(730)	28.7(730)
Max. diameter, inch (mm)	12.6(320)	12.6(320)
Discharge, inch (mm)	4(100)	3(75)
Strainer opening Ø, inch (mm)	0.28(7)	0.28(7)



## Models:

N: Normal pressure.  
H: High pressure.

## Classification

Submersible electric pump

## Electric motor

Three-phase squirrel cage motor  
Speed: 2950 RPM  
Insulation class: H  
Start: Direct

## Motor protection

Thermo-contacts in the winding  
Protection: IP 68

## Cable

4G10 + 2x1.5mm<sup>2</sup>, 20m (66 ft) (\*)  
This pump must be connected to an external control panel with adequate protection.

## Mechanical seals

Double mechanical seal in the oil and water chamber.  
Rotary seal material: silicon carbide.  
Stationary seal material: silicon carbide.  
Elastomers: Viton.

## Bearings

Deep groove ball bearing C3.

## Discharge connection

3" H - 4" N. (\*)

## Limitations

Maximum submersion: 20 m (66 ft)  
Maximum liquid temperature: 40 °C (104 °F)  
Liquid pH range: 5 - 8.

## Available materials

Cover: Aluminum.  
Cylinder: Stainless Steel.  
Strainer: Stainless Steel.  
Impeller: High Chrome Steel.  
Diffusers: Aluminum + Polyurethane.  
Shaft: Stainless Steel.  
Screws/Nuts: Stainless Steel.

\*Specifications may be modified without prior notice.



# Espada HP15

Electric submersible drainage pumps

60 Hz

referential image



Electric submersible drainage pump, available in various aluminum and stainless-steel alloys. Designed for use in mining, power plants and other industries that handle abrasive solids and water.

60 Hz	N	H
Power, HP (kW)	15(11)	15(11)
Tension, V	460-600	460-600
Nominal Current, A	18-14	18-14
Weight, lb (kg)	176(80)	176(80)
Max. height, inch (mm)	28.7(730)	28.7(730)
Max. diameter, inch (mm)	12.6(320)	12.6(320)
Discharge, inch (mm)	4(100)	3(75)
Strainer opening Ø, inch (mm)	0.28(7)	0.28(7)

## Models:

N: Normal pressure  
H: High pressure

## Classification

Submersible electric pump

## Electric motor

Three-phase squirrel cage motor  
Speed: 3510 RPM  
Insulation class: H  
Start: Direct

## Motor protection

Thermo-contacts in the winding  
Protection: IP 68

## Cable

4G10 + 2x1.5mm<sup>2</sup>, 20m (66 ft) (\*)  
This pump must be connected to an external control panel with adequate protection.

## Mechanical seals

Double mechanical seal in the oil and water chamber.  
Rotary seal material: silicon carbide.  
Stationary seal material: silicon carbide.  
Elastomers: Viton.

## Bearings

Deep groove ball bearing C3.

## Discharge connection

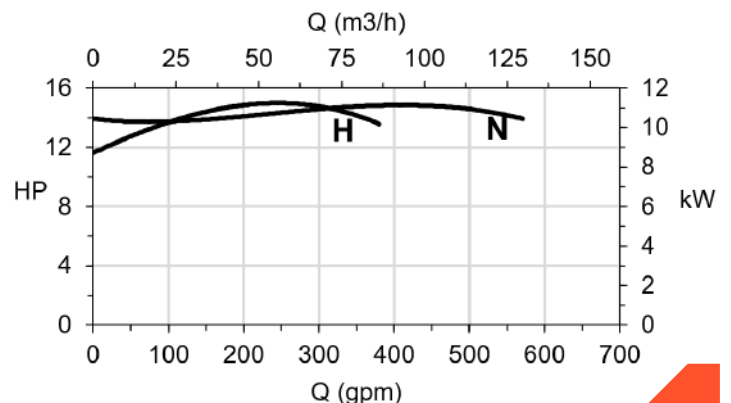
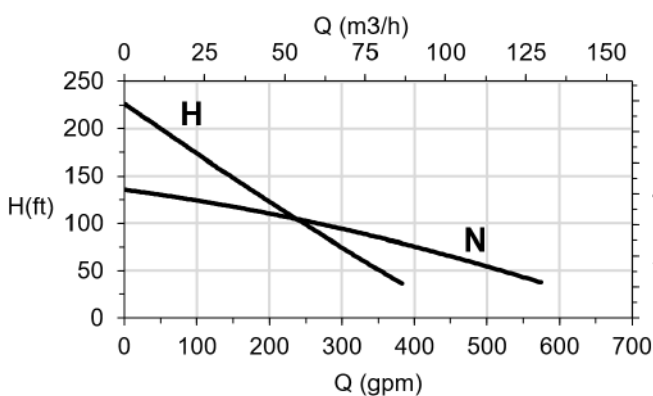
3" H - 4" N. (\*)

## Limitations

Maximum submersion: 20 m (66 ft)  
Maximum liquid temperature: 40 °C (104 °F)  
Liquid pH range: 5 - 8

## Available materials

Cover: Aluminum.  
Cylinder: Stainless Steel.  
Strainer: Stainless Steel.  
Impeller: High Chrome Steel.  
Diffusers: Aluminum + Polyurethane.  
Shaft: Stainless Steel.  
Screws/Nuts: Stainless Steel.



\*Specifications may be modified without prior notice.

# Diablo HP35

Electric submersible drainage pumps

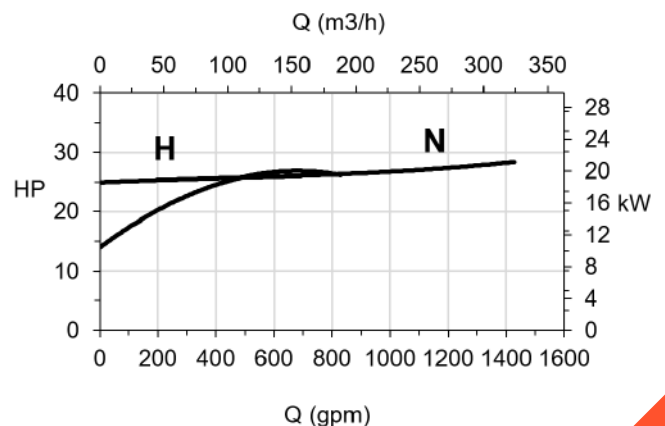
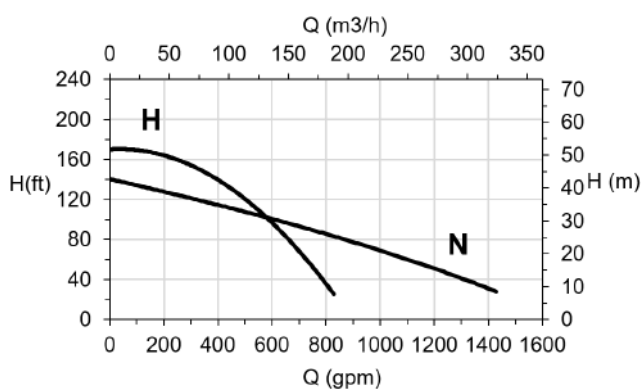
50 Hz



referential image

Electric submersible drainage pump, available in various aluminum and stainless-steel alloys. Designed for use in mining, power plants and other industries that handle abrasive solids and water.

50 Hz	N	H
Power, HP (kW)	30(22)	30(22)
Tension, V	380-500	380-500
Nominal Current, A	47-36	47-36
Weight, lb (kg)	397(180)	397(180)
Max. height, inch (mm)	40.3(1024)	40.3(1024)
Max. diameter, inch (mm)	16.7(425)	16.7(425)
Discharge, inch (mm)	6(150)	4(100)
Strainer opening Ø, inch (mm)	0.5(12)	0.5(12)



## Models:

N: Normal pressure.  
H: High pressure.

## Classification

Submersible electric pump

## Electric motor

Three-phase squirrel cage motor  
Speed: 2950 RPM  
Insulation class: H  
Start: Direct

## Motor protection

Thermo-contacts in the winding  
Protection: IP 68

## Cable

4G10 + 2x1.5mm<sup>2</sup>, 20m (66 ft) (\*)  
This pump must be connected to an external control panel with adequate protection.

## Mechanical seals

Double mechanical seal in the oil and water chamber.  
Rotary seal material: silicon carbide.  
Stationary seal material: silicon carbide.  
Elastomers: Viton.

## Bearings

Lower: Angular contact bearing C3  
Upper: Deep groove ball bearing C3

## Discharge connection

4" H – 6" N. (\*)

## Limitations

Maximum submersion: 20 m (66 ft).  
Maximum liquid temperature: 40 °C (104°F).  
Liquid pH range: 5 – 8.

## Available materials

Cover: Aluminum.  
Cylinder: Stainless Steel.  
Strainer: Stainless Steel.  
Impeller: High Chrome Steel.  
Diffusers: Aluminum+ Polyurethane.  
Shaft: Stainless Steel.  
Screws/Nuts: Stainless Steel.

\*Specifications may be modified without prior notice.

# Diablo HP35

Electric submersible drainage pumps

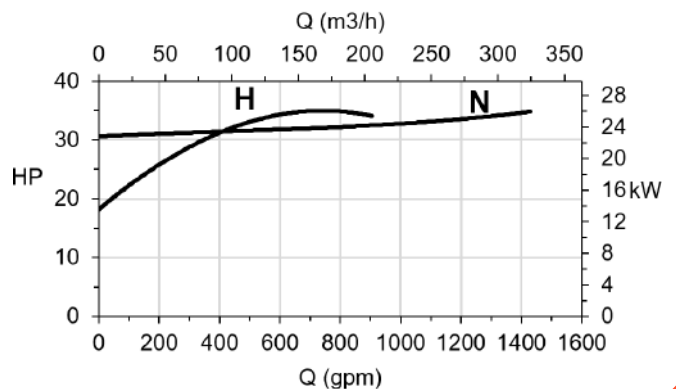
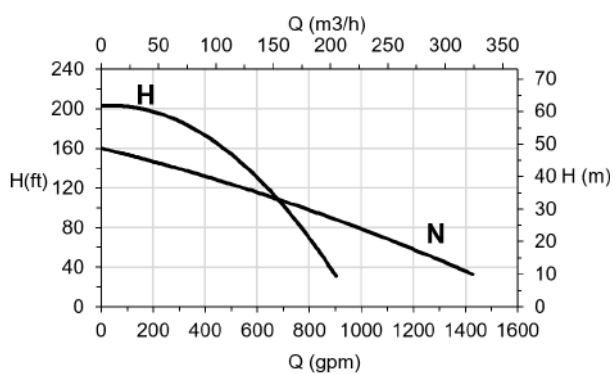
60 Hz



referential image

Electric submersible drainage pump, available in various aluminum and stainless-steel alloys. Designed for use in mining, power plants and other industries that handle abrasive solids and water.

60 Hz	N	H
Power, HP (kW)	35(26)	35(26)
Tension, V	460-600	460-600
Nominal Current, A	39-30	39-30
Weight, lb (kg)	397(180)	397(180)
Max. height, inch (mm)	40.3(1024)	40.3(1024)
Max. diameter, inch (mm)	16.7(425)	16.7(425)
Discharge, inch (mm)	6(150)	4(100)
Strainer opening Ø, inch (mm)	0.5(12)	0.5(12)



## Models:

N: Normal pressure.  
H: High pressure.

## Classification

Submersible electric pump

## Electric motor

Three-phase squirrel cage motor  
Speed: 3545 RPM  
Insulation class: H  
Start: Direct

## Motor protection

Thermo-contacts in the winding  
Protection: IP 68

## Cable

4G10 + 2x1.5mm<sup>2</sup>, 20m (66 ft) (\*)  
This pump must be connected to an external control panel with adequate protection.

## Mechanical seals

Double mechanical seal in the oil and water chamber.  
Rotary seal material: silicon carbide.  
Stationary seal material: silicon carbide.  
Elastomers: Viton.

## Bearings

Lower: Angular contact bearing C3  
Upper: Deep groove ball bearing C3

## Discharge connection

4" H - 6" N. (\*)

## Limitations

Maximum submersion: 20 m (66 ft.)  
Maximum liquid temperature: 40 °C (104°F)  
Liquid pH range: 5 - 8.

## Available materials

Cover: Aluminum.  
Cylinder: Stainless Steel.  
Strainer: Stainless Steel.  
Impeller: High Chrome Steel.  
Diffusers: Aluminum+ Polyurethane.  
Shaft: Stainless Steel.  
Screws/Nuts: Stainless Steel.

\*Specifications may be modified without prior notice.

# Gallardo HP58

Electric submersible drainage pumps

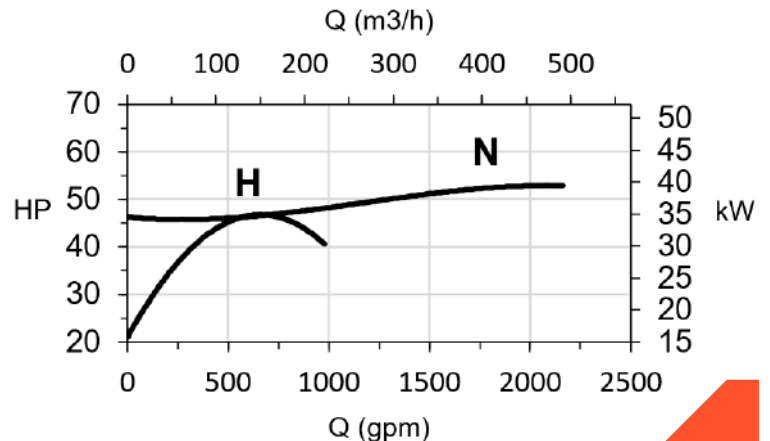
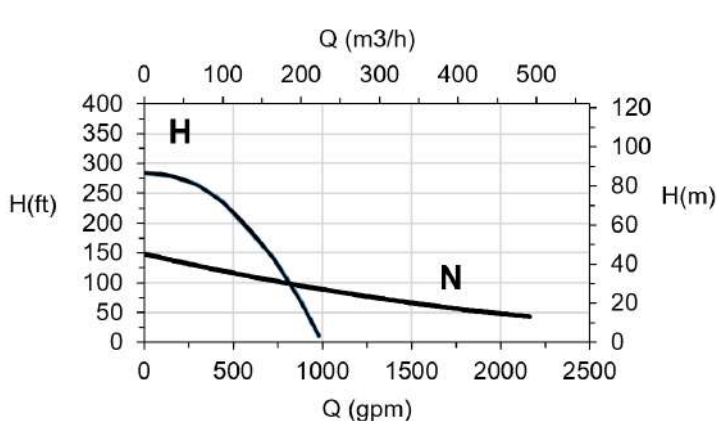
50 Hz

referential image



Electric submersible drainage pump, available in various aluminum and stainless-steel alloys. Designed for use in mining, power plants and other industries that handle abrasive solids and water.

50 Hz	N	H
Power, HP (kW)	50(37)	50(37)
Tension, V	380-500	380-500
Nominal Current, A	86-65	86-65
Weight, lb (kg)	639(290)	639(290)
Max. height, inch (mm)	51.3(1303)	51.3(1303)
Max. diameter, inch (mm)	20(510)	20(510)
Discharge, inch (mm)	6(150)	4(100)
Strainer opening Ø, inch (mm)	0.5(12)	0.5(12)



## Models:

N: Normal pressure.  
H: High pressure.

## Classification

Submersible electric pump

## Electric motor

Three-phase squirrel cage motor  
Speed: 2950 RPM  
Insulation class: H  
Start: Direct/Star-Delta

## Motor protection

Thermo-contacts in the winding  
Protection: IP 68

## Cable

Star-Delta: 2 cables 4Gx10+ 2x1.5mm<sup>2</sup>, 20m(66ft)(\*)  
Direct: 1 cable 4Gx25+ 2x1.5mm<sup>2</sup>, 20m(66ft)(\*)  
This pump must be connected to an external control panel with adequate protection.

## Mechanical seals

Double mechanical seal in the oil and water chamber.  
Rotary seal material: silicon carbide.  
Stationary seal material: silicon carbide.  
Elastomers: Viton.

## Bearings

Lower: Double angular contact ball bearing C3.  
Upper: Deep groove ball bearing C3.

## Discharge connection

4"H - 6" N. (\*)

## Limitations

Maximum submersion: 20 m (66 ft).  
Maximum liquid temperature: 40 °C (104°F).  
Liquid pH range: 5 - 8.

## Available materials

Cover: Aluminum.  
Cylinder: Stainless Steel.  
Strainer: Stainless Steel.  
Impeller: High Chrome Steel.  
Diffusers: Aluminum+ Polyurethane.  
Shaft: Stainless Steel.  
Screws/Nuts: Stainless Steel.

\*Specifications may be modified without prior notice.

# Gallardo HP58

Electric submersible drainage pumps

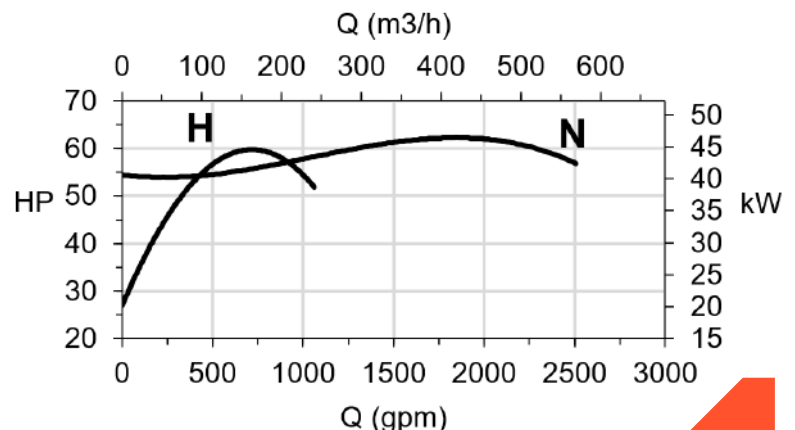
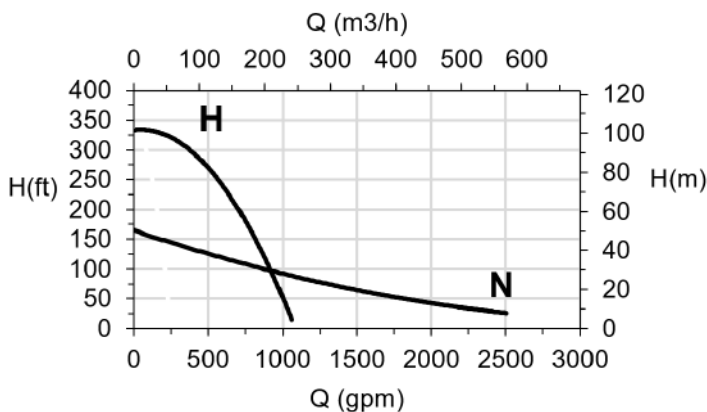
60 Hz

referential image



Electric submersible drainage pump, available in various aluminum and stainless-steel alloys. Designed for use in mining, power plants and other industries that handle abrasive solids and water.

60 Hz	N	H
Power, HP (kW)	60(45)	60(45)
Tension, V	460-600	460-600
Nominal Current, A	71-54	71-54
Weight, lb (kg)	639(290)	639(290)
Max. height, inch (mm)	51.3(1303)	51.3(1303)
Max. diameter, inch (mm)	20(510)	20(510)
Discharge, inch (mm)	6(150)	4(100)
Strainer opening Ø, inch (mm)	0.5(12)	0.5(12)



## Models:

N: Normal pressure.  
H: High pressure.

## Classification

Submersible electric pump

## Electric motor

Three-phase squirrel cage motor  
Speed: 3545 RPM  
Insulation class: H  
Start: Direct/Star-Delta

## Motor protection

Thermo-contacts in the winding  
Protection: IP 68

## Cable

Star-Delta: 2 cables 4Gx10+ 2x1.5mm<sup>2</sup>, 20m(66ft)(\*)  
Direct: 1 cable 4Gx25+ 2x1.5mm<sup>2</sup>, 20m(66ft)(\*)  
This pump must be connected to an external control panel with adequate protection.

## Mechanical seals

Double mechanical seal in the oil and water chamber.  
Rotary seal material: silicon carbide.  
Stationary seal material: silicon carbide.  
Elastomers: Viton.

## Bearings

Lower: Double angular contact ball bearing C3.  
Upper: Deep groove ball bearing C3.

## Discharge connection

4"H - 6" N. (\*)

## Limitations

Maximum submersion: 20 m (66 ft).  
Maximum liquid temperature: 40 °C (104°F).  
Liquid pH range: 5 - 8.

## Available materials

Cover: Aluminum.  
Cylinder: Stainless Steel.  
Strainer: Stainless Steel.  
Impeller: High Chrome Steel.  
Diffusers: Aluminum+ Polyurethane.  
Shaft: Stainless Steel.  
Screws/Nuts: Stainless Steel.

\*Specifications may be modified without prior notice.

# Countach HP80

Electric submersible drainage pumps

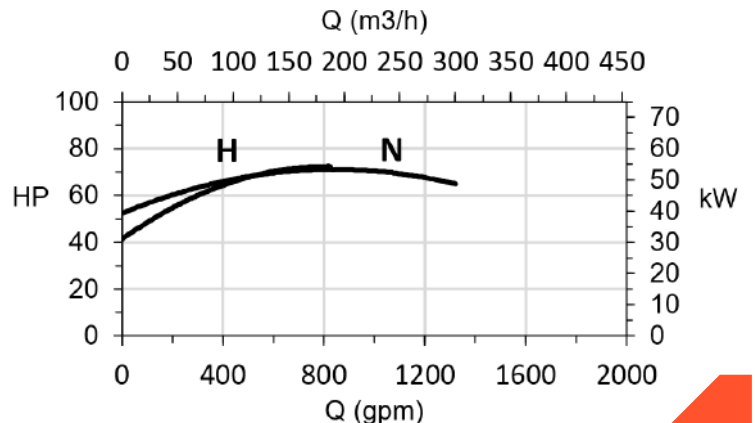
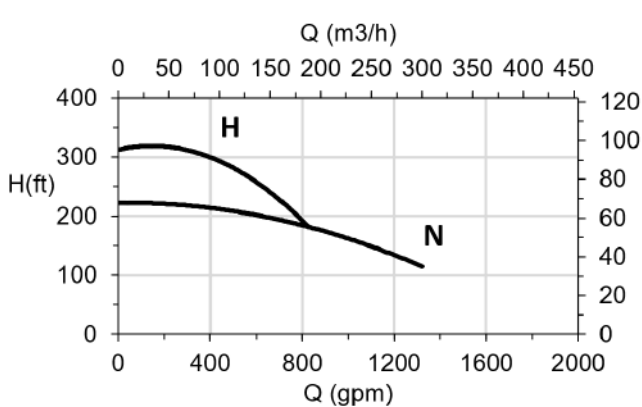
50 Hz



referential image

Electric submersible drainage pump, available in cast iron and stainless-steel alloys. Designed for use in mining, power plants and other industries that handle abrasive solids and water.

50 Hz	N	H
Power, HP (kW)	70 (52)	70(52)
Tension, V	380-500	380-500
Nominal Current, A	105-80	105-80
Weight, lb (kg)	1810(822)	1810(822)
Max. height, inch (mm)	60(1524)	60(1524)
Max. diameter, inch (mm)	22(559)	22(559)
Discharge, inch (mm)	8(200)	6(150)
Strainer opening Ø, inch (mm)	0.5(12)	0.5(12)



## Models:

N: Normal pressure.  
H: High pressure.

## Classification

Submersible electric pump

## Electric motor

Three-phase squirrel cage motor.  
Speed: 2950 RPM.  
Insulation class: H.  
Start: Star-Delta.

## Motor protection

Thermo-contacts in the winding.  
Protection: IP 68.

## Cable

2 cables 4G16+ 2x1.5mm<sup>2</sup>, 20m (66 ft) (\*)  
This pump must be connected to an external control panel with adequate protection.

## Mechanical seals

Double mechanical seal in the oil and water chamber.  
Rotary seal material: silicon carbide.  
Stationary seal material: silicon carbide.  
Elastomers: Viton.

## Bearings

Lower: Angular Contact Bearings  
Upper: Cylindrical roller bearing

## Discharge connection

6"H - 8"N

## Limitations

Maximum submersion: 20 m (66 ft).  
Maximum liquid temperature: 40 °C (104°F).  
Liquid pH range: 6 -11

## Available materials

Cover: Nodular Cast iron.  
Cylinder: Carbon Steel.  
Strainer: Carbon Steel.  
Impeller: High Chrome Steel.  
Diffusers: Nodular Cast iron.  
Shaft: Stainless Steel.  
Screws/Nuts: Stainless Steel.

\*Specifications may be modified without prior notice.

# Countach HP80

Electric submersible drainage pumps

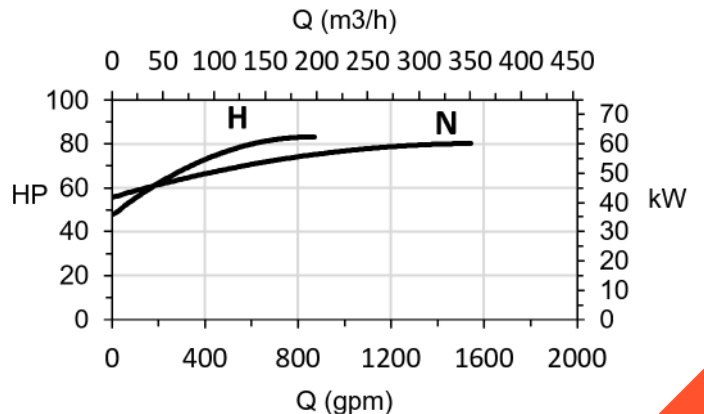
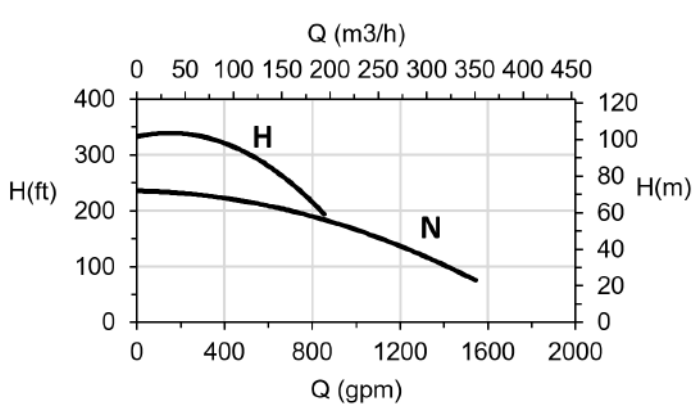
60 Hz

referential image



Electric submersible drainage pump, available in cast iron and stainless-steel alloys. Designed for use in mining, power plants and other industries that handle abrasive solids and water.

60 Hz	N	H
Power, HP (kW)	80(60)	80(60)
Tension, V	460-600	460-600
Nominal Current, A	87-67	87-67
Weight, lb (kg)	1810(822)	1810(822)
Max. height, inch (mm)	60(1524)	60(1524)
Max. diameter, inch (mm)	22(559)	22(559)
Discharge, inch (mm)	8(200)	6(150)
Strainer opening Ø, inch (mm)	0.5(12)	0.5(12)



## Models:

N: Normal pressure.  
H: High pressure.

## Classification

Submersible electric pump

## Electric motor

Three-phase squirrel cage motor.  
Speed: 3550 RPM.  
Insulation class: H.  
Start: Star-Delta

## Motor protection

Thermo-contacts in the winding.  
Protection: IP 68

## Cable

2 cables 4G16+ 2x1.5mm<sup>2</sup>, 20m (66 ft) (\*)  
This pump must be connected to an external control panel with adequate protection.

## Mechanical seals

Double mechanical seal in the oil and water chamber.  
Rotary seal material: Silicon carbide.  
Stationary seal material: Silicon carbide.  
Elastomers: Viton

## Bearings

Lower: Angular Contact Bearings  
Upper: Cylindrical roller bearing

## Discharge connection

6"H - 8"N

## Limitations

Maximum submersion: 20 m (66 ft.).  
Maximum liquid temperature: 40 °C (104°F).  
Liquid pH range: 6 -11.

## Available materials

Cover: Nodular Cast Iron.  
Cylinder: Stainless Steel.  
Strainer: Stainless Steel.  
Impeller: High Chrome Steel.  
Diffusers: Nodular Cast Iron.  
Shaft: Stainless Steel.  
Screws/Nuts: Stainless Steel.

\*Specifications may be modified without prior notice.

# Huracan HP100

Electric submersible drainage pumps

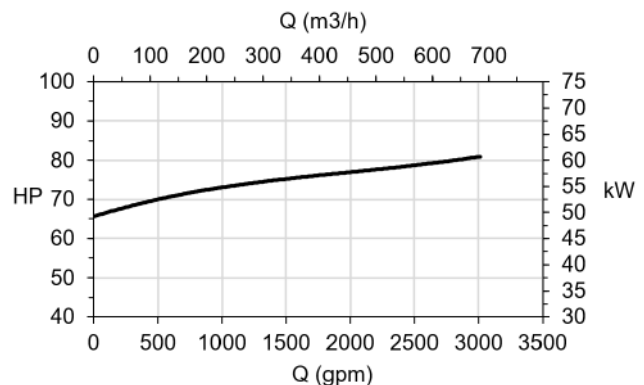
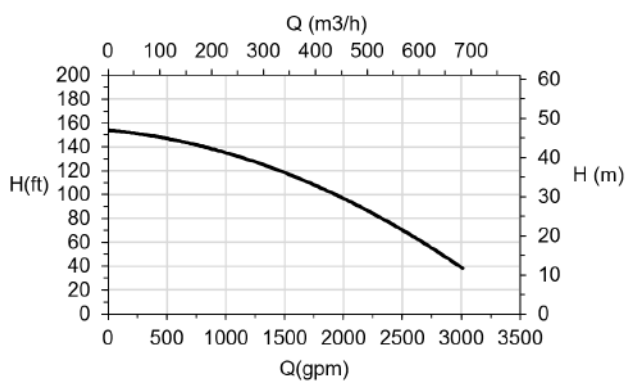
50 Hz

referential image



Electric submersible drainage pump, available in various aluminum and stainless-steel alloys. Designed for use in mining, power plants and other industries that handle abrasive solids and water.

50 Hz	N
Power, HP (kW)	80(60)
Tension, V	380-500
Nominal Current, A	137-104
Weight, lb (kg)	2645(1200)
Max. height, inch (mm)	76(1925)
Max. diameter, inch (mm)	41(1050)
Discharge, inch (mm)	10(250)
Strainer opening Ø, inch (mm)	1(25)



## Models:

N: Normal pressure.

## Classification

Submersible electric pump

## Electric motor

Three-phase squirrel cage motor, 4 poles.  
Speed: 1450 RPM  
Insulation class: H  
Start: Star-Delta/ Soft-Starter (\*)

## Motor protection

Thermo-contacts in the winding  
Protection: IP 68

## Cable

2 cables 4G25+2Gx1.5 mm<sup>2</sup>, 20m (66 ft) (\*)  
This pump must be connected to an external control panel with adequate protection.

## Mechanical seals

Double mechanical seal in the oil and water chamber.  
Rotary seal material: Silicon carbide.  
Stationary seal material: Silicon carbide.  
Elastomers: Viton

## Bearings

Lower: Double row ball bearing C3  
Upper: Ball bearing C3

## Discharge connection

10" ANSI 150 lb.

## Limitations

Maximum submersion: 20 m (66 ft).  
Maximum liquid temperature: 40 °C (104 °F).  
Liquid pH range: 6-11.

## Available materials

Cover: Nodular Cast iron  
Cylinder: Carbon Steel  
Strainer: Carbon Steel  
Impeller: High Chrome Steel.  
Casing: Nodular Cast iron.  
Volute: Chrome Steel.  
Shaft: Stainless Steel.  
Screws/Nuts: Stainless.

\*Specifications may be modified without prior notice.



# Huracan HP100

Electric submersible drainage pumps

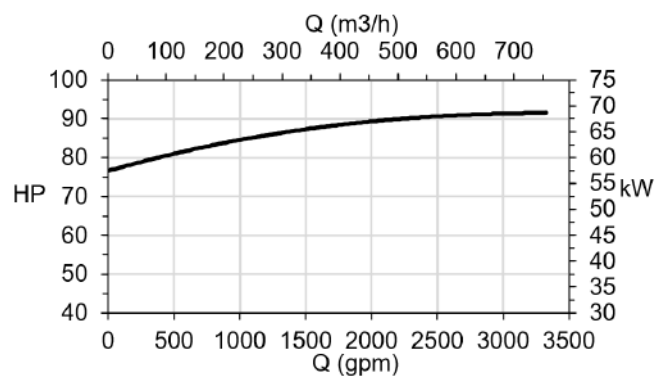
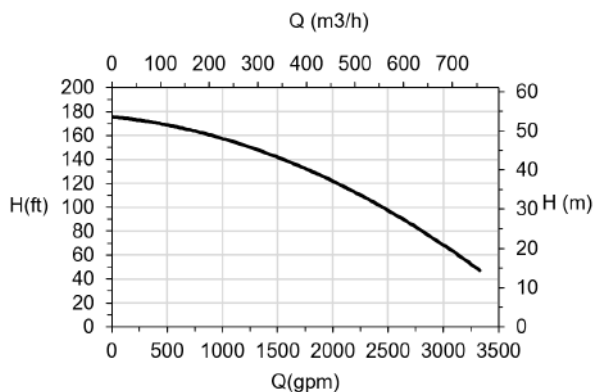
60 Hz

referential image



Electric submersible drainage pump, available in various aluminum and stainless-steel alloys. Designed for use in mining, power plants and other industries that handle abrasive solids and water.

60 Hz	N
Power, HP (kW)	100(75)
Tension, V	460-600
Nominal Current, A	128-98
Weight, lb (kg)	2645(1200)
Max. height, inch (mm)	76(1925)
Max. diameter, inch (mm)	41(1050)
Discharge, inch (mm)	10(250)
Strainer opening Ø, inch (mm)	1(25)



## Models:

N: Normal pressure.

## Classification

Submersible electric pump

## Electric motor

Three-phase squirrel cage motor, 4 poles.  
Speed: 1750 RPM  
Insulation class: H  
Start: Star-Delta/ Soft-Starters (\*)

## Motor protection

Thermo-contacts in the winding  
Protection: IP 68

## Cable

2 cables 4G25+2Gx1.5 mm<sup>2</sup>, 20m (66 ft) (\*)  
This pump must be connected to an external control panel with adequate protection.

## Mechanical seals

Double mechanical seal in the oil and water chamber.  
Rotary seal material: Silicon carbide.  
Stationary seal material: Silicon carbide.  
Elastomers: Viton

## Bearings

Lower: Double row ball bearing C3  
Upper: Ball bearing C3

## Discharge connection

10° ANSI 150 lb

## Limitations

Maximum submersion: 20 m (66 ft).  
Maximum liquid temperature: 40 °C (104 °F).  
Liquid pH range: 6-11.

## Available materials

Cover: Nodular Cast iron  
Cylinder: Carbon Steel  
Strainer: Carbon Steel  
Impeller: High Chrome Steel.  
Casing: Nodular Cast iron.  
Volute: Chrome Steel.  
Shaft: Stainless Steel.  
Screws/Nuts: Stainless

\*Specifications may be modified without prior notice.

# Aventador HP115

Electric submersible drainage pumps

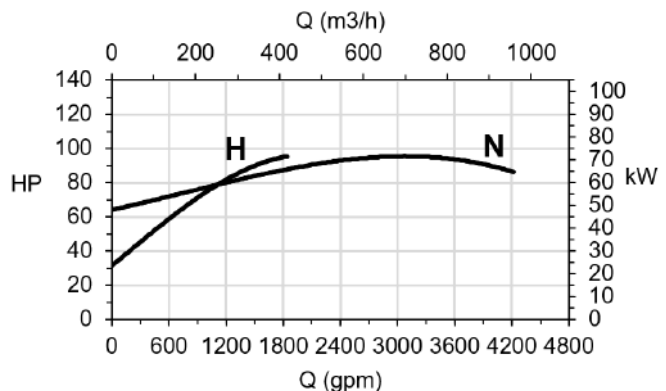
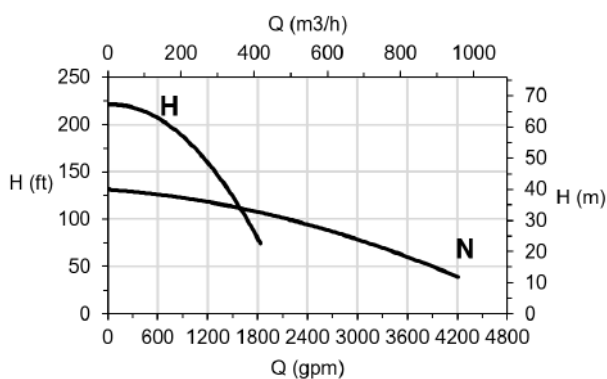
50 Hz

referential image



Electric submersible drainage pump, available in various aluminum and stainless-steel alloys. Designed for use in mining, power plants and other industries that handle abrasive solids and water.

50 Hz	N	H
Power, HP (kW)	95(71)	95(71)
Tension, V	380-500	380-500
Nominal Current, A	179-136	179-136
Weight, lb (kg)	1477(670)	1477(670)
Max. height, inch (mm)	50(1262)	50(1262)
Max. diameter, inch (mm)	36(910)	36(910)
Discharge, inch (mm)	10(250)	8(200)
Strainer opening Ø, inch (mm)	1(25)	1(25)



## Models:

N: Normal pressure.  
H: High pressure.

## Classification

Submersible electric pump

## Electric motor

Three-phase squirrel cage motor, 4 poles.  
Speed: 1450 RPM  
Insulation class: H  
Start: Star-Delta

## Motor protection

Thermo-contacts in the winding  
Protection: IP 68

## Cable

2 cables 4G25+2x1.5mm<sup>2</sup>, 20m (66 ft) (\*)  
This pump must be connected to an external control panel with adequate protection.

## Mechanical seals

Double mechanical seal in the oil and water chamber.  
Rotary seal material: Silicon carbide.  
Stationary seal material: Silicon carbide.  
Elastomers: Viton

## Bearings

Lower: Double row ball bearing C3  
Upper: Ball bearing C3

## Discharge connection

8"H - 10"N (\*)

## Limitations

Maximum submersion: 20m (66ft)  
Maximum liquid temperature: 40 °C (104°F)  
Liquid pH range: 5-8

## Available materials

Cover: Aluminum.  
Strainer: Stainless Steel.  
Impeller: High Chrome Steel.  
Housing: Aluminum  
Shaft: Stainless Steel.  
Screws/Nuts: Stainless Steel

\*Specifications may be modified without prior notice.

# Aventador HP115

Electric submersible drainage pumps

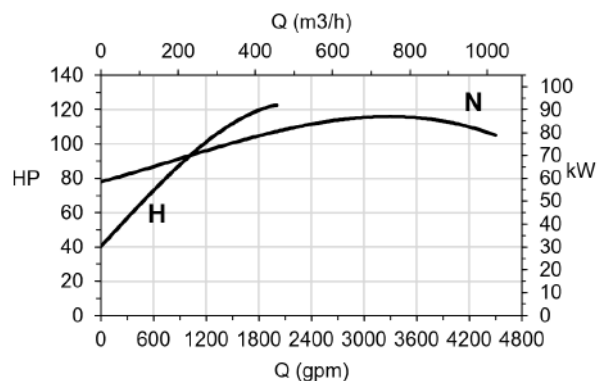
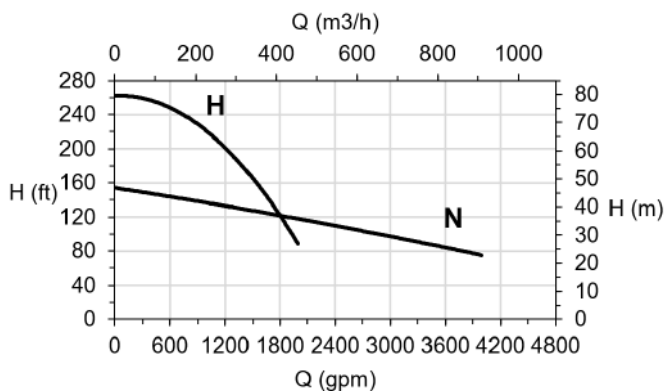
60 Hz

referential image



Electric submersible drainage pump, available in various aluminum and stainless-steel alloys. Designed for use in mining, power plants and other industries that handle abrasive solids and water.

60 Hz	N	H
Power, HP (kW)	115(85)	115(85)
Tension, V	460-600	460-600
Nominal Current, A	148-113	148-113
Weight, lb (kg)	1477(670)	1477(670)
Max. height, inch (mm)	50(1262)	50(1262)
Max. diameter, inch (mm)	36(910)	36(910)
Discharge, inch (mm)	10(250)	8(200)
Strainer opening $\varnothing$ , inch (mm)	0.55(14)	0.55(14)



## Models:

N: Normal pressure.  
H: High pressure.

## Classification

Submersible electric pump

## Electric motor

Three-phase squirrel cage motor, 4 poles.  
Speed: 1750 RPM  
Insulation class: H  
Start: Star-Delta

## Motor protection

Thermo-contacts in the winding  
Protection: IP 68

## Cable

2 cables 4G25+2x1.5mm<sup>2</sup>, 20m (66 ft) (\*)  
This pump must be connected to an external control panel with adequate protection.

## Mechanical seals

Double mechanical seal in the oil and water chamber.  
Rotary seal material: Silicon carbide.  
Stationary seal material: Silicon carbide.  
Elastomers: Viton

## Bearings

Lower: Double row ball bearing C3  
Upper: Ball bearing C3

## Discharge connection

8"H - 10"N (\*)

## Limitations

Maximum submersion: 20m (66ft)  
Maximum liquid temperature: 40 °C (104°F)  
Liquid pH range: 5-8.

## Available materials

Cover: Aluminum.  
Strainer: Stainless Steel.  
Impeller: High Chrome Steel.  
Housing: Aluminum.  
Shaft: Stainless Steel.  
Screws/Nuts: Stainless Steel.

\*Specifications may be modified without prior notice.

# Reventon HP150

Electric submersible drainage pumps

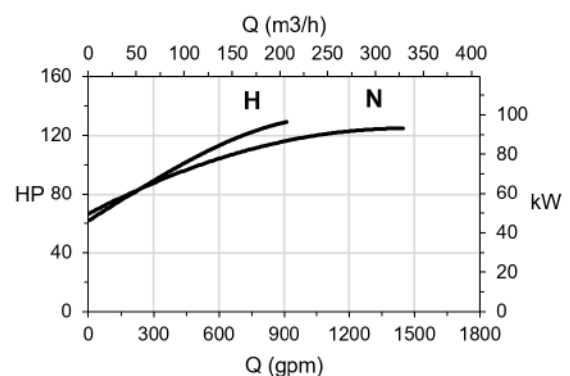
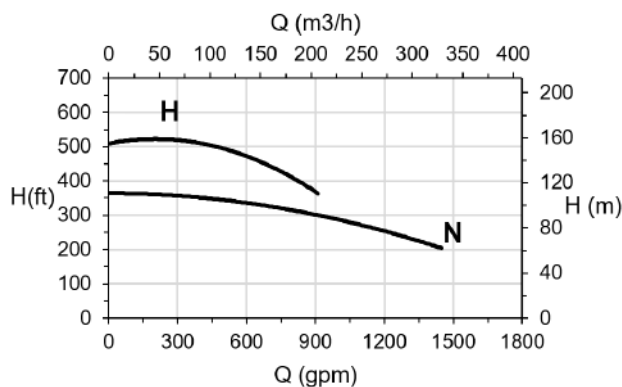
50 Hz



referential image

Electric submersible drainage pump, available in cast iron and stainless-steel alloys. Designed for use in mining, power plants and other industries that handle abrasive solids and water.

50 Hz	N	H
Power, HP (kW)	125 (93)	125 (93)
Tension, V	380-500	380-500
Nominal Current, A	219-166	219-166
Weight, lb (kg)	2380(1080)	2380(1080)
Max. height, inch (mm)	63(1600)	63(1600)
Max. diameter, inch (mm)	24.6(625)	24.6(625)
Discharge, inch (mm)	8(200)	6(150)
Strainer opening Ø, inch (mm)	0.5(12)	0.5(12)



## Models:

N: Normal pressure.  
H: High pressure.

## Classification

Submersible electric pump

## Electric motor

Three-phase squirrel cage motor, 2 poles.  
Speed: 2950 RPM  
Insulation class: H  
Start: Star Delta, Soft Starter

## Motor protection

Thermistors in the motor winding  
Protection: IP 68

## Cable

2 cables 4G35 +2x1.5mm<sup>2</sup>, 20m (66 ft) (\*)  
This pump must be connected to an external control panel with adequate protection.

## Mechanical seals

Double mechanical seal in the oil chamber.  
Rotary seal material: Silicon carbide.  
Stationary seal material: Silicon carbide.  
Elastomers: Viton

## Bearings

Lower: Angular Contact Bearings  
Upper: Cylindrical roller bearing

## Discharge connection

6" H - 8" N. (\*)

## Limitations

Maximum submersion: 25m (82 ft).  
Maximum liquid temperature: 40 °C (104 °F)  
Liquid pH range: 6-11

## Available materials

Cover: Nodular Cast iron.  
Cylinder: Carbon Steel.  
Strainer: Carbon Steel.  
Impeller: High Chrome Steel.  
Diffusers: Nodular Cast iron.  
Shaft: Stainless Steel.  
Screws/Nuts: Stainless Steel.

\*Specifications may be modified without prior notice.

# Reventon HP150

Electric submersible drainage pumps

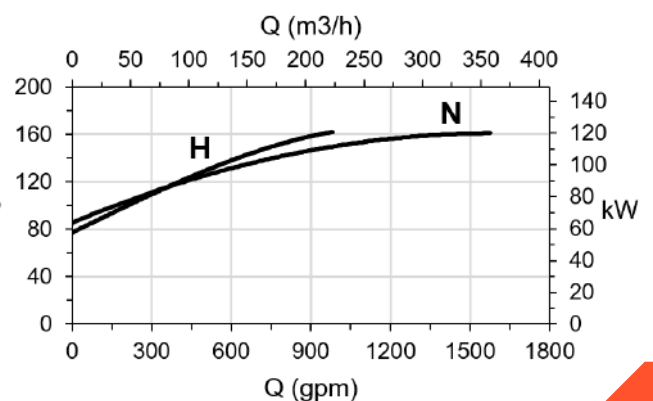
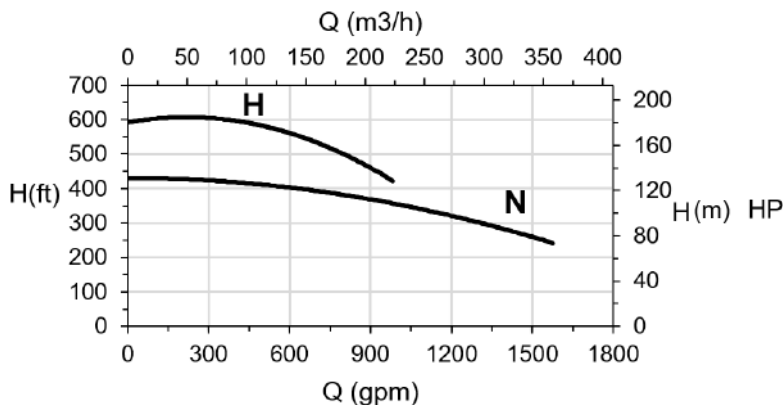
60 Hz



referential image

Electric submersible drainage pump, available in cast iron and stainless-steel alloys. Designed for use in mining, power plants and other industries that handle abrasive solids and water.

60 Hz	N	H
Power, HP (kW)	150 (112)	150 (112)
Tension, V	460-600	460-600
Nominal Current, A	181-139	181-139
Weight, lb (kg)	2380(1080)	2380(1080)
Max. height, inch (mm)	63(1600)	63(1600)
Max. diameter, inch (mm)	24.6(625)	24.6(625)
Discharge, inch (mm)	8(200)	6(150)
Strainer opening Ø, inch (mm)	0.5(12)	0.5(12)



## Models:

N: Normal pressure.  
H: High pressure.

## Classification

Submersible electric pump

## Electric motor

Three-phase squirrel cage motor.  
Speed: 3550 RPM  
Insulation class: H  
Start: Star Delta, Soft Starter

## Motor protection

Thermistors in the motor winding  
Protection: IP 68

## Cable

2 cables 4G35 + 2x1.5mm<sup>2</sup>, 20m (66 ft) (\*)  
This pump must be connected to an external control panel with adequate protection.

## Mechanical seals

Double mechanical seal in the oil chamber.  
Rotary seal material: Silicon carbide.  
Stationary seal material: Silicon carbide.  
Elastomers: Viton

## Bearings

Lower: Angular Contact Bearings  
Upper: Cylindrical roller bearing

## Discharge connection

6" H - 8" N. (\*)

## Limitations

Maximum submersion: 25m (82 ft).  
Maximum liquid temperature: 40 °C (104 °F)  
Liquid pH range: 6-11.

## Available materials

Cover: Nodular Cast iron.  
Cylinder: Carbon Steel  
Strainer: Carbon Steel.  
Impeller: High Chrome Steel.  
Diffusers: Nodular Cast iron.  
Shaft: Stainless Steel.  
Screws/Nuts: Stainless Steel.

\*Specifications may be modified without prior notice.

# Estoque HP300

Electric submersible drainage pumps

50 Hz

referential image



Electric submersible drainage pump, available in cast iron and stainless-steel alloys. Designed for use in mining, power plants and other industries that handle abrasive solids and water.

50 Hz	N	H
Power, HP (kW)	250(185)	250(185)
Tension, V	380-500	380-500
Nominal Current, A	357-271	357-271
Weight, lb (kg)	5698(2584)	5291(2400)
Max. height, inch (mm)	78(1975)	78(1975)
Max. diameter, inch (mm)	46(1168)	37(934)
Discharge, inch (mm)	10(250)	10(250)
Strainer opening Ø, inch (mm)	0.63(16)	0.63(16)

## Models:

N: Normal pressure.  
H: High pressure.

## Classification

Submersible electric pump

## Electric motor

Three-phase squirrel cage motor, 4 poles.  
Speed: 1450 RPM.  
Insulation class: H.  
Start: Soft Starter, VFD (\*)

## Motor protection

Thermo-contacts in the winding.  
Protection: IP 68.

## Cable

2 cables 4G70 +2x1.5 mm<sup>2</sup>, 20m (66 ft) (\*)  
This pump must be connected to an external control panel with adequate protection.

## Mechanical seals

Double mechanical seal in the oil and water chamber.  
Rotary seal material: Silicon carbide.  
Stationary seal material: Silicon carbide.  
Elastomers: Viton

## Bearings

Lower: Angular contact bearings.  
Upper: Cylindrical roller bearing

## Discharge connection

H - 10" ANSI 300 lb / N - 10" ANSI 150 lb

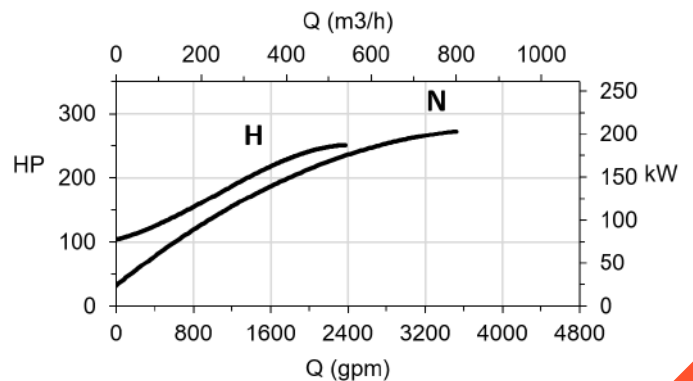
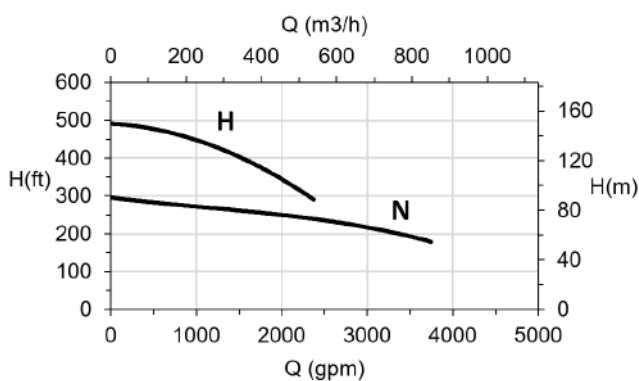
## Limitations

Maximum submersion: 25m (82 ft).  
Maximum liquid temperature: 40 °C (104 °F).  
Liquid pH range: 6-11.

## Available materials

Cover: Nodular Cast iron.  
Cylinder: Carbon Steel.  
Strainer: Carbon Steel.  
Impeller: High Chrome Steel.  
Shaft: Stainless Steel.  
Screws/Nuts: Stainless Steel.

\*Specifications may be modified without prior notice.



# Estoque HP300

Electric submersible drainage pumps

60 Hz

referential image



Electric submersible drainage pump, available in cast iron and stainless-steel alloys. Designed for use in mining, power plants and other industries that handle abrasive solids and water.

60 Hz	N	H
Power, HP (kW)	300(185)	300(224)
Tension, V	460-600	460-600
Nominal Current, A	341-261	341-261
Weight, lb (kg)	5698(2584)	5291(2400)
Max. height, inch (mm)	78(1975)	78(1975)
Max. diameter, inch (mm)	46(1168)	37(934)
Discharge, inch (mm)	10(250)	10(250)
Strainer opening Ø, inch (mm)	0.63(16)	0.63(16)

## Models:

N: Normal pressure.  
H: High pressure.

## Classification

Submersible electric pump

## Electric motor

Three-phase squirrel cage motor, 4 poles.  
Speed: 1790 RPM  
Insulation class: H  
Start: Soft Starter, VFD (\*)

## Motor protection

Thermo-contacts in the winding  
Protection: IP 68

## Cable

2 cables 4G70 +2x1.5 mm<sup>2</sup>, 20m (66 ft) (\*)  
This pump must be connected to an external control panel with adequate protection.

## Mechanical seals

Double mechanical seal in the oil and water chamber.  
Rotary seal material: Silicon carbide.  
Stationary seal material: Silicon carbide.  
Elastomers: Viton

## Bearings

Lower: Angular contact bearings.  
Upper: Cylindrical roller bearing.

## Discharge connection

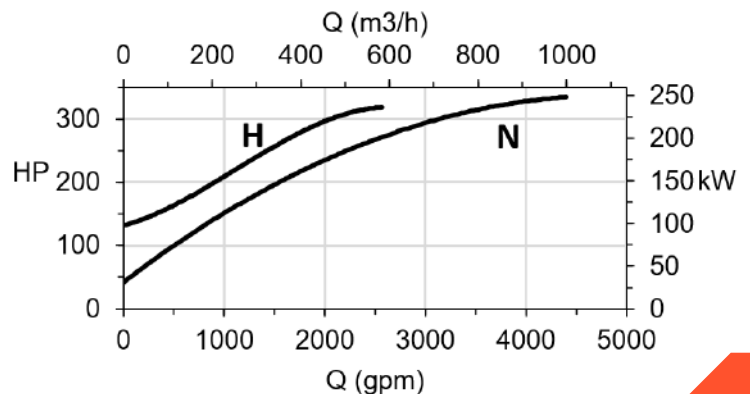
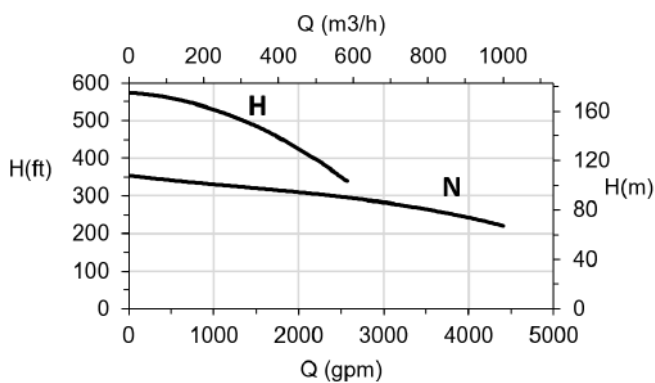
H - 10" ANSI 300 lb / N - 10" ANSI 150 lb

## Limitations

Maximum submersion: 25m (82 ft).  
Maximum liquid temperature: 40 °C (104 °F).  
Liquid pH range: 6-11.

## Available materials

Cover: Nodular Cast iron.  
Cylinder: Carbon Steel.  
Strainer: Carbon Steel.  
Impeller: High Chrome Steel.  
Shaft: Stainless Steel.  
Screws/Nuts: Stainless Steel.



\*Specifications may be modified without prior notice.

# Dewatering pumps

Stainless-Steel version





# Miura HP10 SS

Electric submersible drainage pumps

50 Hz

referential image



Electric submersible drainage pump, available in various aluminum and stainless-steel alloys. For operation in mines, power plants and other industries that handle abrasive solids and water.

50 Hz	N	H
Power, HP (kW)	7.5(5.5)	7.5(5.5)
Tension, V	380-500	380-500
Nominal Current, A	14.5-11	14.5-11
Weight, lb (kg)	224 (102)	224 (102)
Max. height, inch (mm)	26(660)	26(660)
Max. diameter, inch (mm)	11(280)	11(280)
Discharge, inch (mm)	4(100)	3(75)
Strainer opening Ø, inch (mm)	0.28(7)	0.28(7)

## Models:

N: Normal pressure.  
H: High pressure.

## Classification

Submersible electric pump

## Electric motor

Three-phase squirrel cage motor  
Speed: 2950 RPM  
Insulation class: H  
Start: Direct

## Motor protection

Thermo-contacts in the winding  
Protection: IP 68

## Cable

4G10 + 2x1.5mm<sup>2</sup>, 20m (66 ft) (\*)  
This pump must be connected to an external electrical cabinet with adequate protection

## Mechanical seals

Double mechanical seal in oil chamber and water.  
Rotary seal material: silicon carbide.  
Stationary seal material: silicon carbide.  
Elastomers: Viton.

## Bearings

Deep groove ball bearing C3.

## Discharge connection

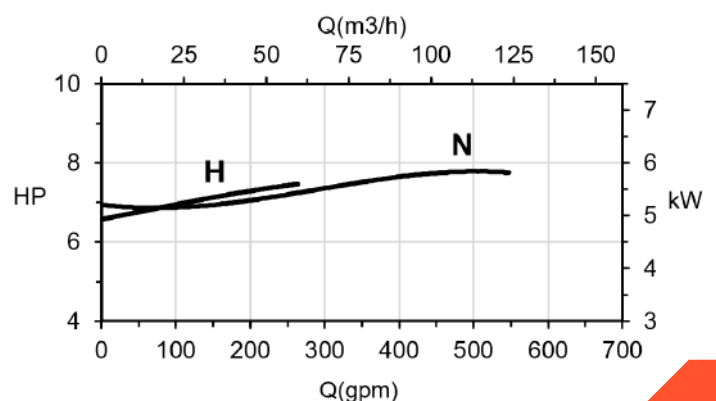
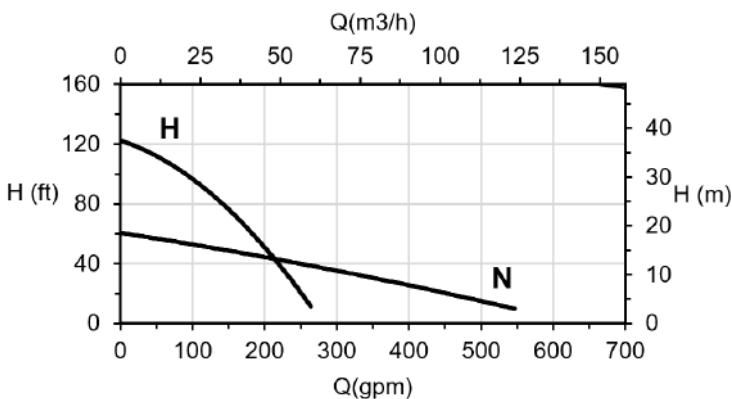
3" H - 4" N.

## Limitations

Maximum submersion: 20 m (66 ft)  
Maximum liquid temperature: 40 °C (104 °F)  
Liquid pH range: 2 - 11.

## Available materials

Cover: Stainless Steel.  
Cylinder: Stainless Steel.  
Strainer: Stainless Steel.  
Impeller: Stainless Steel.  
Diffusers: Stainless Steel + Polyurethane.  
Shaft: Stainless Steel.  
Screws/Nuts: Stainless Steel.



\*Specifications may be modified without prior notice.

# Miura HP10 SS

Electric submersible drainage pumps

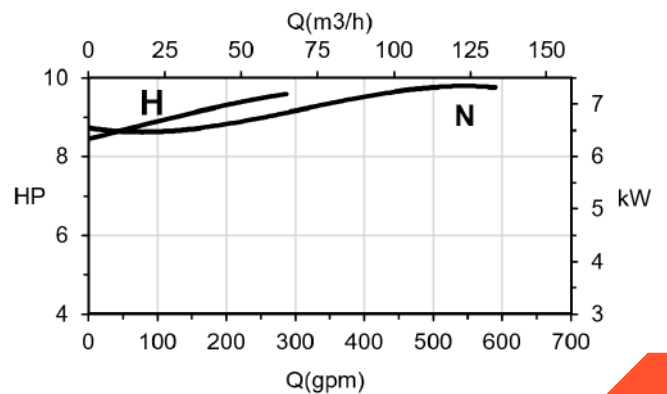
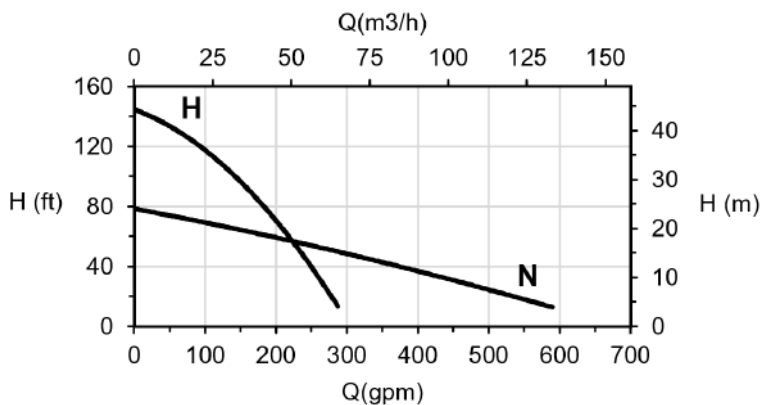
60 Hz

referential image



Electric submersible drainage pump, available in various aluminum and stainless-steel alloys. For use in mines, power plants and other industries that handle abrasive solids and water.

60 Hz	N	H
Power, HP (kW)	10(7.5)	10(7.5)
Tension, V	460-600	460-600
Nominal Current, A	12-9	12-9
Weight, lb (kg)	224 (102)	224 (102)
Max. height, inch (mm)	26(660)	26(660)
Max. diameter, inch (mm)	11(280)	11(280)
Discharge, inch (mm)	4(100)	3(75)
Strainer opening Ø, inch (mm)	0.28(7)	0.28(7)



## Models:

N: Normal pressure.  
H: High pressure.

## Classification

Submersible electric pump

## Electric motor

Three-phase squirrel cage motor  
Speed: 3545 RPM  
Insulation class: H  
Start: Direct

## Motor protection

Thermo-contacts in the winding  
Protection: IP 68

## Cable

4G10 + 2x1.5mm<sup>2</sup>, 20m (66 ft) (\*)  
This pump must be connected to an external electrical cabinet with adequate protection

## Mechanical seals

Double mechanical seal in oil chamber and water.  
Rotary seal material: silicon carbide.  
Stationary seal material: silicon carbide.  
Elastomers: Viton.

## Bearings

Deep groove ball bearing C3.

## Discharge connection

3" H - 4" N.

## Limitations

Maximum submersion: 20 m (66 ft).  
Maximum liquid temperature: 40 °C (104 °F).  
Liquid pH range: 2 - 11.

## Available materials

Cover: Stainless Steel.  
Cylinder: Stainless Steel.  
Strainer: Stainless Steel.  
Impeller: Stainless Steel  
Diffusers: Stainless Steel + Polyurethane.  
Shaft: Stainless Steel.  
Screws/Nuts: Stainless Steel.

\*Specifications may be modified without prior notice.

# Espada HP15 SS

Electric submersible drainage pumps

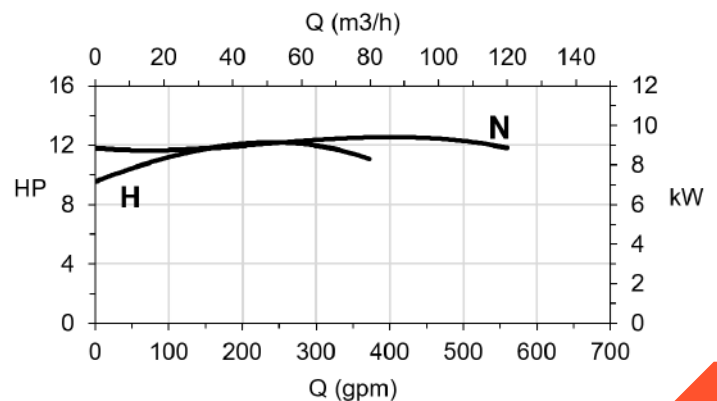
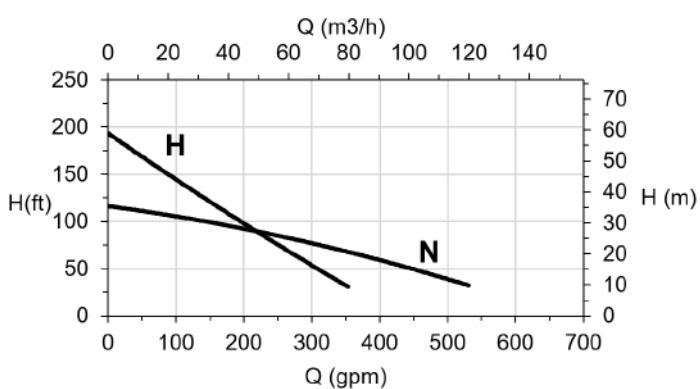
50 Hz

referential image



Electric submersible drainage pump, available in various aluminum and stainless-steel alloys. For use in mining, power plants and other industries that handle abrasive solids and water.

50 Hz	N	H
Power, HP (kW)	12.5(9.3)	12.5(9.3)
Tension, V	380-500	380-500
Nominal Current, A	22-17	22-17
Weight, lb (kg)	348(158)	348(158)
Max. height, inch (mm)	28.7(730)	28.7(730)
Max. diameter, inch (mm)	12.6(320)	12.6(320)
Discharge, inch (mm)	4(100)	3(75)
Strainer opening Ø, inch (mm)	0.28(7)	0.28(7)



## Models:

N: Normal pressure.  
H: High pressure.

## Classification

Submersible electric pump

## Electric motor

Three-phase squirrel cage motor  
Speed: 2950 RPM  
Insulation class: H  
Start: Direct

## Motor protection

Thermo-contacts in the winding  
Protection: IP 68

## Cable

4G10 + 2x1.5mm<sup>2</sup>, 20m (66 ft) (\*)  
This pump must be connected to an external electrical cabinet with adequate protection

## Mechanical seals

Double mechanical seal in oil chamber and water.  
Rotary seal material: silicon carbide.  
Stationary seal material: silicon carbide.  
Elastomers: Viton.

## Bearings

Deep groove ball bearing C3.

## Discharge connection

3" H - 4" N. (\*)

## Limitations

Maximum submersion: 20 m (66 ft)  
Maximum liquid temperature: 40 °C (104 °F)  
Liquid pH range: 2 - 11.

## Available materials

Cover: Stainless Steel.  
Cylinder: Stainless Steel.  
Strainer: Stainless Steel.  
Impeller: Stainless Steel  
Diffusers: Stainless Steel +Polyurethane.  
Shaft: Stainless Steel.  
Screws/Nuts: Stainless Steel.

\*Specifications may be modified without prior notice.

# Espada HP15 SS

Electric submersible drainage pumps

60 Hz

referential image



Electric submersible drainage pump, available in various aluminum and stainless steel alloys. For use in mining, power plants and other industries that handle abrasive solids and water.

60 Hz	N	H
Power, HP (kW)	15(11)	15(11)
Tension, V	460-600	460-600
Nominal Current, A	18-14	18-14
Weight, lb (kg)	348(158)	348(158)
Max. height, inch (mm)	28.7(730)	28.7(730)
Max. diameter, inch (mm)	12.6(320)	12.6(320)
Discharge, inch (mm)	4(100)	3(75)
Strainer opening Ø, inch (mm)	0.28(7)	0.28(7)

## Models:

N: Normal pressure.  
H: High pressure.

## Classification

Submersible electric pump

## Electric motor

Three-phase squirrel cage motor  
Speed: 3510 RPM  
Insulation class: H  
Start: Direct

## Motor protection

Thermo-contacts in the winding  
Protection: IP 68

## Cable

4G10 + 2x1.5mm<sup>2</sup>, 20m (66 ft) (\*)  
This pump must be connected to an external electrical cabinet with adequate protection

## Mechanical seals

Double mechanical seal in oil chamber and water.  
Rotary seal material: silicon carbide.  
Stationary seal material: silicon carbide.  
Elastomers: Viton.

## Bearings

Deep groove ball bearing C3.

## Discharge connection

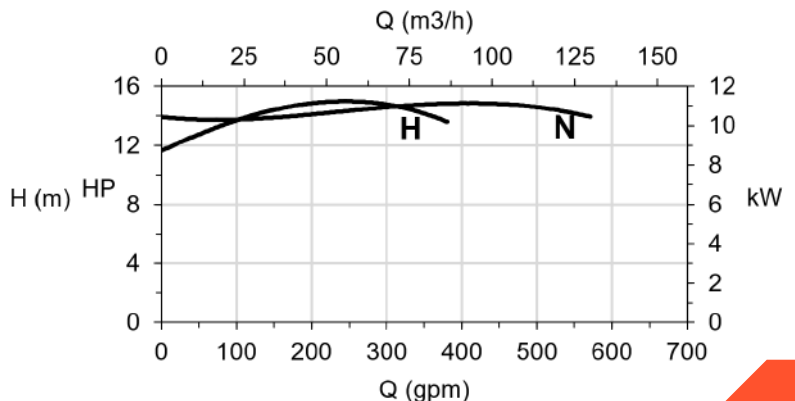
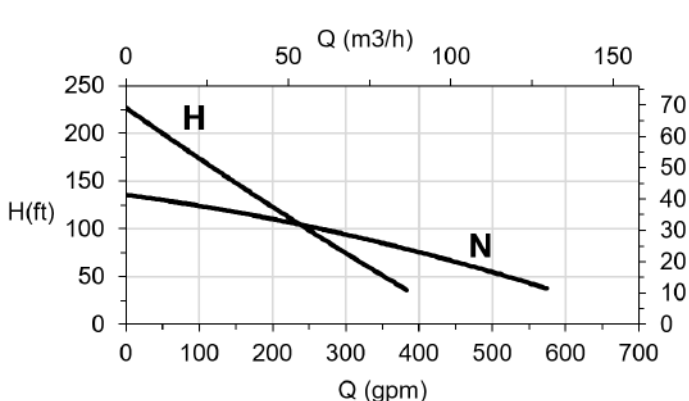
3" H - 4" N. (\*)

## Limitations

Maximum submersion: 20 m (66 ft)  
Maximum liquid temperature: 40 °C (104 °F)  
Liquid pH range: 2 - 11

## Available materials

Cover: Stainless Steel.  
Cylinder: Stainless Steel.  
Strainer: Stainless Steel.  
Impeller: Stainless Steel  
Diffusers: Stainless Steel + Polyurethane.  
Shaft: Stainless Steel.  
Screws/Nuts: Stainless Steel.



\*Specifications may be modified without prior notice.

# Diablo HP35 SS

Electric submersible drainage pumps

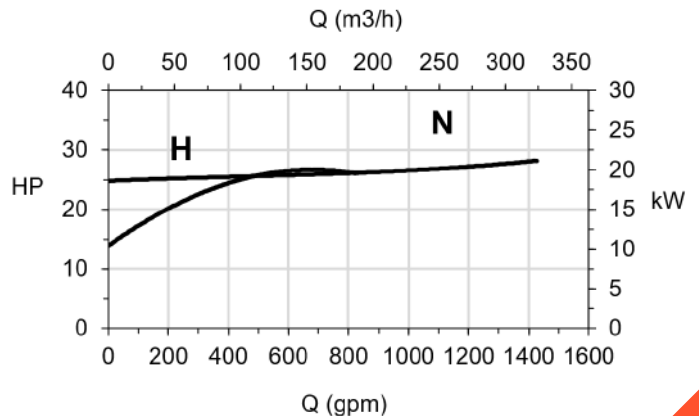
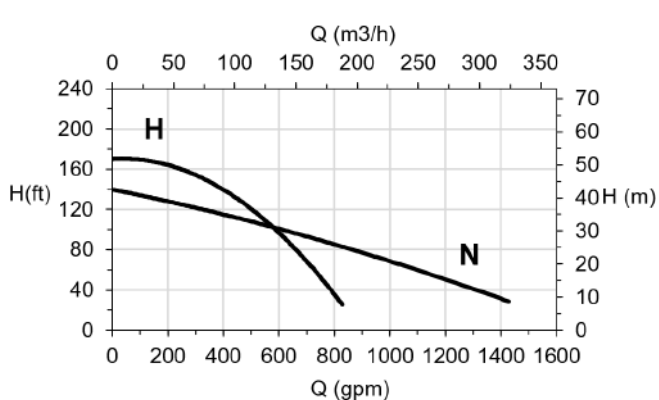
50 Hz



referential image

Electric submersible drainage pump, available in various aluminum and stainless-steel alloys. For use in mining, power plants and other industries that handle abrasive solids and water.

50 Hz	N	H
Power, HP (kW)	30(22)	30(22)
Tension, V	380-500	380-500
Nominal Current, A	47-36	47-36
Weight, lb (kg)	755(343)	755(343)
Max. height, inch (mm)	40.3(1024)	40.3(1024)
Max. diameter, inch (mm)	16.7(425)	16.7(425)
Discharge, inch (mm)	6(150)	4(100)
Strainer opening Ø, inch (mm)	0.5(12)	0.5(12)



## Models:

N: Normal pressure.  
H: High pressure.

## Classification

Submersible electric pump

## Electric motor

Three-phase squirrel cage motor  
Speed: 2950 RPM  
Insulation class: H  
Start: Direct

## Motor protection

Thermo-contacts in the winding  
Protection: IP 68

## Cable

4G10 + 2x1.5mm<sup>2</sup>, 20m (66 ft) (\*)  
This pump must be connected to an external electrical cabinet with adequate protection

## Mechanical seals

Double mechanical seal in oil chamber and water.  
Rotary seal material: silicon carbide.  
Stationary seal material: silicon carbide.  
Elastomers: Viton.

## Bearings

Lower: Angular contact bearing C3  
Upper: Deep groove ball bearing C3

## Discharge connection

4" H - 6" N. (\*)

## Limitations

Maximum submersion: 20 m (66 ft.)  
Maximum liquid temperature: 40 °C (104°F)  
Liquid pH range: 2 - 11

## Available materials

Cover: Stainless Steel.  
Cylinder: Stainless Steel.  
Strainer: Stainless Steel.  
Impeller: Stainless Steel.  
Diffusers: Stainless Steel+ Polyurethane.  
Shaft: Stainless Steel.  
Screws/Nuts: Stainless Steel.

\*Specifications may be modified without prior notice.

# Diablo HP35 SS

Electric submersible drainage pumps

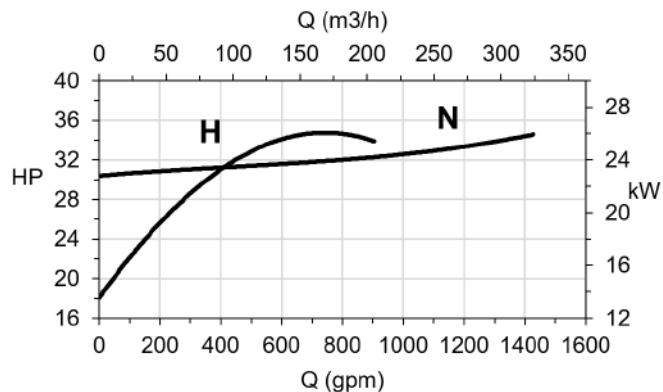
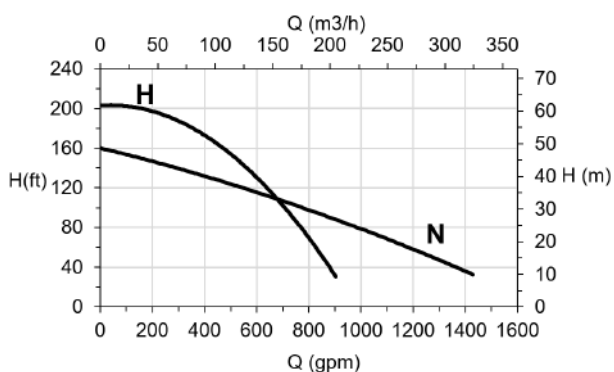
60 Hz



referential image

Electric submersible drainage pump, available in various aluminum and stainless-steel alloys. For use in mining, power plants and other industries that handle abrasive solids and water.

60 Hz	N	H
Power, HP (kW)	35(26)	35(26)
Tension, V	460-600	460-600
Nominal Current, A	39-30	39-30
Weight, lb (kg)	755(343)	755(343)
Max. height, inch (mm)	40.3(1024)	40.3(1024)
Max. diameter, inch (mm)	16.7(425)	16.7(425)
Discharge, inch (mm)	6(150)	4(100)
Strainer opening Ø, inch (mm)	0.5(12)	0.5(12)



## Models:

N: Normal pressure.  
H: High pressure.

## Classification

Submersible electric pump

## Electric motor

Three-phase squirrel cage motor  
Speed: 3545 RPM  
Insulation class: H  
Start: Direct

## Motor protection

Thermo-contacts in the winding  
Protection: IP 68

## Cable

4G10 + 2x1.5mm<sup>2</sup>, 20m (66 ft) (\*)  
This pump must be connected to an external electrical cabinet with adequate protection

## Mechanical seals

Double mechanical seal in oil chamber and water.  
Rotary seal material: silicon carbide.  
Stationary seal material: silicon carbide.  
Elastomers: Viton.

## Bearings

Lower: Angular contact bearing C3  
Upper: Deep groove ball bearing C3

## Discharge connection

4" H - 6" N. (\*)

## Limitations

Maximum submersion: 20 m (66 ft.)  
Maximum liquid temperature: 40 °C (104°F)  
Liquid pH range: 2 - 11

## Available materials

Cover: Stainless Steel.  
Cylinder: Stainless Steel.  
Strainer: Stainless Steel.  
Impeller: Stainless Steel.  
Diffusers: Stainless Steel+ Polyurethane.  
Shaft: Stainless Steel.  
Screws/Nuts: Stainless Steel.

\*Specifications may be modified without prior notice.

# Gallardo HP58 SS

Electric submersible drainage pumps

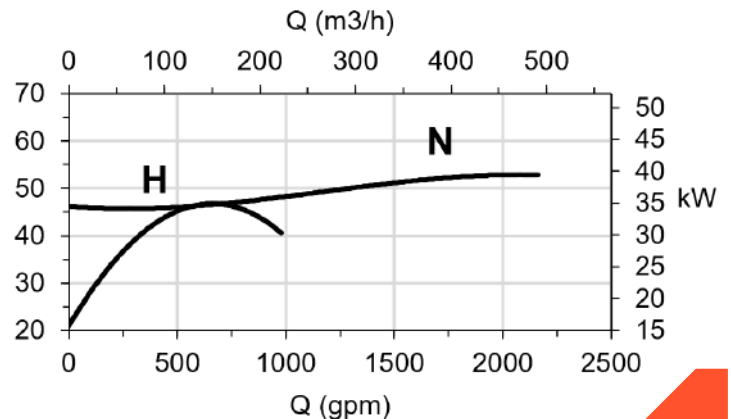
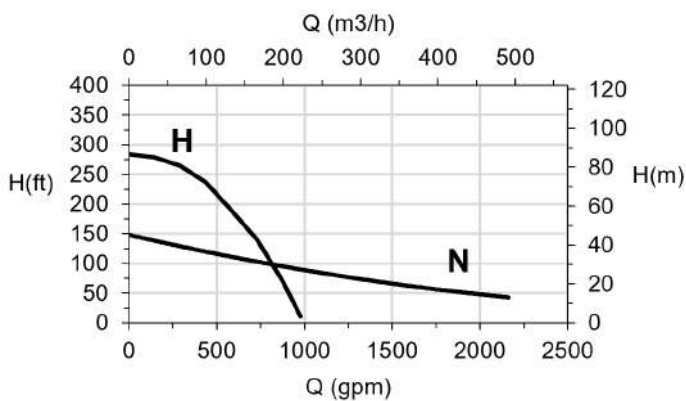
50 Hz

referential image



Electric submersible drainage pump, available in various aluminum and stainless-steel alloys. For use in mining, power plants and other industries that handle abrasive solids and water.

50 Hz	N	H
Power, HP (kW)	50(37)	50(37)
Tension, V	380-500	380-500
Nominal Current, A	86-65	86-65
Weight, lb (kg)	1298(590)	1298(590)
Max. height, inch (mm)	51.3(1303)	51.3(1303)
Max. diameter, inch (mm)	20(510)	20(510)
Discharge, inch (mm)	6(150)	4(100)
Strainer opening Ø, inch (mm)	0.5(12)	0.5(12)



## Models:

N: Normal pressure.  
H: High pressure.

## Classification

Submersible electric pump

## Electric motor

Three-phase squirrel cage motor  
Speed: 2950 RPM  
Insulation class: H  
Start: Direct/Star-Delta

## Motor protection

Thermo-contacts in the winding  
Protection: IP 68

## Cable

Star-Delta: 2 cables 4G10+ 2x1.5mm<sup>2</sup>, 20m(66ft)(\*)  
Direct: 1 cable 4G25+ 2x1.5mm<sup>2</sup>, 20m(66ft)(\*)  
This pump must be connected to an external electrical cabinet with adequate protection

## Mechanical seals

Double mechanical seal in oil chamber and water.  
Rotary seal material: silicon carbide.  
Stationary seal material: silicon carbide.  
Elastomers: Viton.

## Bearings

Lower: Double angular contact ball bearing C3.  
Upper: Deep groove ball bearing C3.

## Discharge connection

4"H - 6"N. (\*)

## Limitations

Maximum submersion: 20 m (66 ft).  
Maximum liquid temperature: 40 °C (104°F).  
Liquid pH range: 2 - 11.

## Available materials

Cover: Stainless Steel.  
Cylinder: Stainless Steel.  
Strainer: Stainless Steel.  
Impeller: Stainless Steel.  
Diffusers: Stainless Steel+ Polyurethane.  
Shaft: Stainless Steel.  
Screws/Nuts: Stainless Steel.

\*Specifications may be modified without prior notice.

# Gallardo HP58 SS

Electric submersible drainage pumps

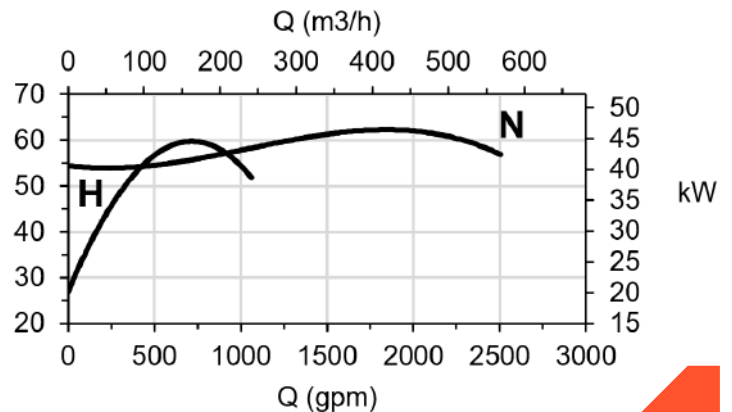
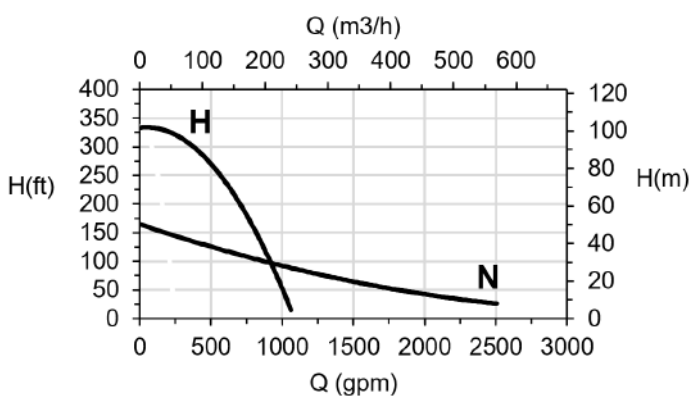
60 Hz

referential image



Electric submersible drainage pump, available in various aluminum and stainless-steel alloys. For use in mining, power plants and other industries that handle abrasive solids and water.

60 Hz	N	H
Power, HP (kW)	60(45)	60(45)
Tension, V	460-600	460-600
Nominal Current, A	71-54	71-54
Weight, lb (kg)	1298(590)	1298(590)
Max. height, inch (mm)	51.3(1303)	51.3(1303)
Max. diameter, inch (mm)	20(510)	20(510)
Discharge, inch (mm)	6(150)	4(100)
Strainer opening Ø, inch (mm)	0.5(12)	0.5(12)



## Models:

N: Normal pressure.  
H: High pressure.

## Classification

Submersible electric pump

## Electric motor

Three-phase squirrel cage motor  
Speed: 3545 RPM  
Insulation class: H  
Start: Direct/Star-Delta

## Motor protection

Thermo-contacts in the winding  
Protection: IP 68

## Cable

Star-Delta: 2 cables 4G10+ 2x1.5mm<sup>2</sup>, 20m(66ft)(\*)  
Direct: 1 cable 4G25+ 2x1.5mm<sup>2</sup>, 20m(66ft)(\*)  
This pump must be connected to an external electrical cabinet with adequate protection

## Mechanical seals

Double mechanical seal in oil chamber and water.  
Rotary seal material: silicon carbide.  
Stationary seal material: silicon carbide.  
Elastomers: Viton.

## Bearings

Lower: Double angular contact ball bearing C3.  
Upper: Deep groove ball bearing C3.

## Discharge connection

4"H – 6"N. (\*)

## Limitations

Maximum submersion: 20 m (66 ft).  
Maximum liquid temperature: 40 °C (104°F).  
Liquid pH range: 2 – 11.

## Available materials

Cover: Stainless Steel.  
Cylinder: Stainless Steel.  
Strainer: Stainless Steel.  
Impeller: Stainless Steel.  
Diffusers: Stainless Steel+ Polyurethane.  
Shaft: Stainless Steel.  
Screws/Nuts: Stainless Steel.

\*Specifications may be modified without prior notice.



# Countach HP80 SS

Electric submersible drainage pumps

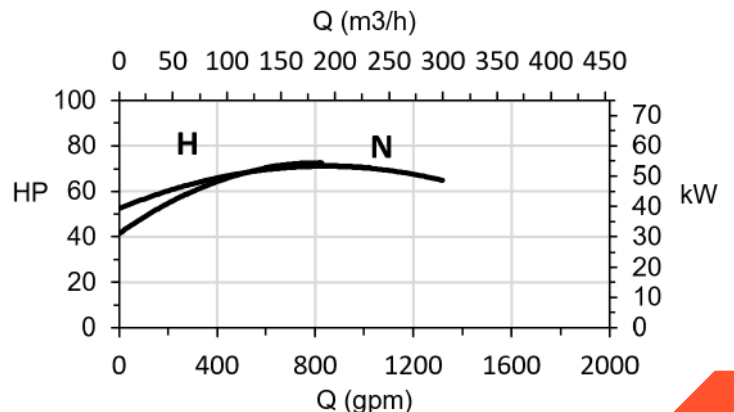
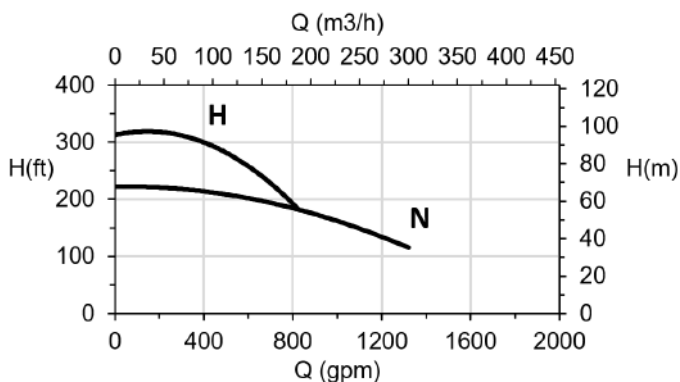
50 Hz



referential image

Electric submersible drainage pump, available in cast iron and stainless-steel alloys. Designed for mining operations, power plants and other industries that handle abrasive solids and water.

50 Hz	N	H
Power, HP (kW)	70(52)	70(52)
Tension, V	380-500	380-500
Nominal Current, A	105-80	105-80
Weight, lb (kg)	1850(839)	1850(839)
Max. height, inch (mm)	60(1524)	60(1524)
Max. diameter, inch (mm)	22(559)	22(559)
Discharge, inch (mm)	8(200)	6(150)
Strainer opening Ø, inch (mm)	0.5(12)	0.5(12)



## Models:

N: Normal pressure.  
H: High pressure.

## Classification

Submersible electric pump

## Electric motor

Three-phase squirrel cage motor.  
Speed: 2950 RPM.  
Insulation class: H.  
Start: Star-Delta

## Motor protection

Thermo-contacts in the winding.  
Protection: IP 68

## Cable

2 cables 4G16+ 2x1.5mm<sup>2</sup>, 20m (66 ft) (\*)  
This pump must be connected to an external electrical cabinet with adequate protection.

## Mechanical seals

Double mechanical seal in oil chamber and water  
Rotary seal material: silicon carbide.  
Stationary seal material: silicon carbide.  
Elastomers: Viton.

## Bearings

Lower: Angular Contact Bearings  
Upper: Cylindrical roller bearing

## Discharge connection

6"H - 8"N (\*)

## Limitations

Maximum submersion: 20 m (66 ft).  
Maximum liquid temperature: 40 °C (104°F).  
Liquid pH range: 2 -11.

## Available materials

Cover: Stainless Steel.  
Cylinder: Stainless Steel.  
Strainer: Stainless Steel.  
Impeller: Stainless Steel.  
Diffusers: Stainless Steel.  
Shaft: Stainless Steel.  
Screws/Nuts: Stainless Steel.

\*Specifications may be modified without prior notice.

# Countach HP80 SS

Electric submersible drainage pumps

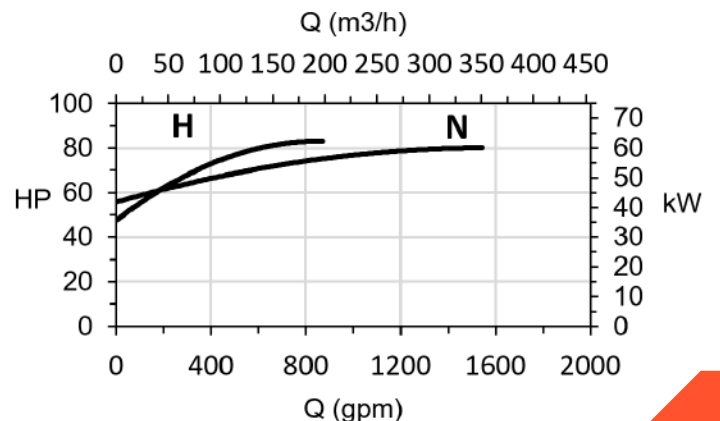
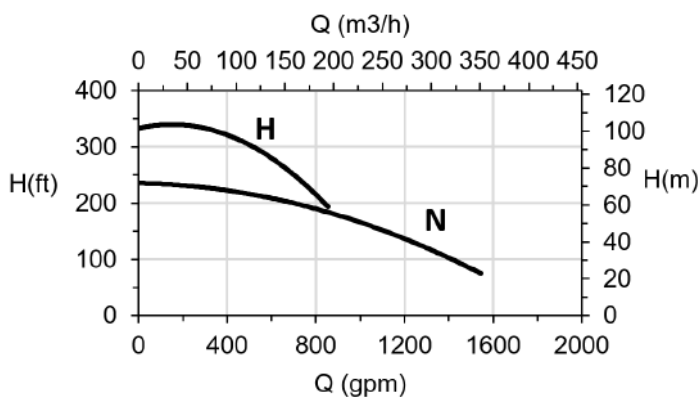
60 Hz



referential image

Electric submersible drainage pump, available in cast iron and stainless-steel alloys. Designed for mining operations, power plants and other industries that handle abrasive solids and water.

60 Hz	N	H
Power, HP (kW)	80(60)	80(60)
Tension, V	460-600	460-600
Nominal Current, A	87-67	87-67
Weight, lb (kg)	1850(839)	1850(839)
Max. height, inch (mm)	60(1524)	60(1524)
Max. diameter, inch (mm)	22(559)	22(559)
Discharge, inch (mm)	8(200)	6(150)
Strainer opening Ø, inch (mm)	0.5(12)	0.5(12)



## Models:

N: Normal pressure.  
H: High pressure.

## Classification

Submersible electric pump

## Electric motor

Three-phase squirrel cage motor.  
Speed: 3550 RPM.  
Insulation class: H.  
Start: Star-Delta

## Motor protection

Thermo-contacts in the winding.  
Protection: IP 68

## Cable

2 cables 4G16+ 2x1.5mm<sup>2</sup>, 20m (66 ft) (\*)  
This pump must be connected to an external electrical cabinet with adequate protection.

## Mechanical seals

Double mechanical seal in oil chamber and water.  
Rotary seal material: silicon carbide.  
Stationary seal material: silicon carbide.  
Elastomers: Viton.

## Bearings

Lower: Angular Contact Bearings  
Upper: Cylindrical roller bearing

## Discharge connection

6"H - 8"N (\*)

## Limitations

Maximum submersion: 20 m (66 ft.).  
Maximum liquid temperature: 40 °C (104°F).  
Liquid pH range: 2 -11.

## Available materials

Cover: Stainless Steel.  
Cylinder: Stainless Steel.  
Strainer: Stainless Steel.  
Impeller: Stainless Steel.  
Diffusers: Stainless Steel.  
Shaft: Stainless Steel.  
Screws/Nuts: Stainless Steel.

\*Specifications may be modified without prior notice.

# Huracan HP100 SS

Electric submersible drainage pumps

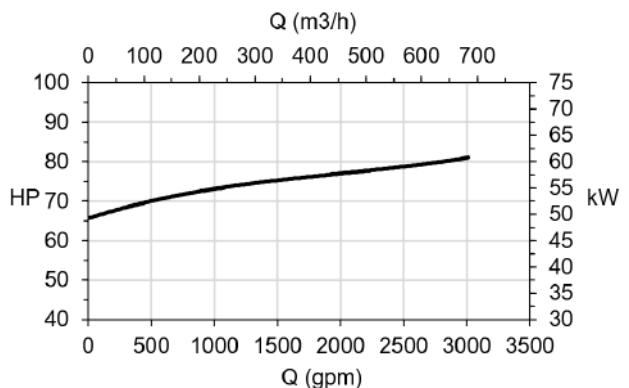
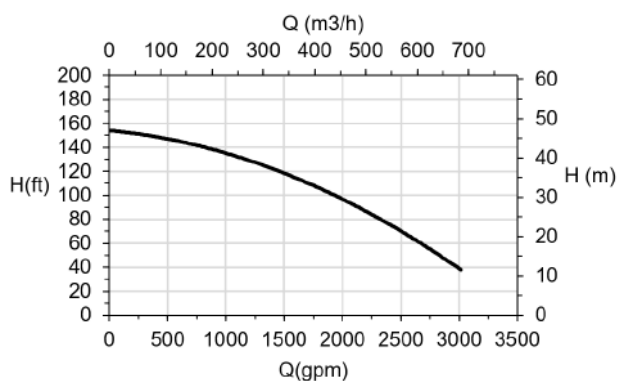
50 Hz

referential image



Electric submersible drainage pump, available in cast iron and stainless-steel alloys. Designed for mining operations, power plants and other industries that handle abrasive solids and water.

50 Hz	N
Power, HP (kW)	80(60)
Tension, V	380-500
Nominal Current, A	137-104
Weight, lb (kg)	2930(1330)
Max. height, inch (mm)	76(1925)
Max. diameter, inch (mm)	41(1050)
Discharge, inch (mm)	10(250)
Strainer opening Ø, inch (mm)	1(25)



## Models:

N: Normal Pressure

## Classification

Submersible electric pump.

## Electric motor

Three-phase squirrel cage motor, 4 poles.  
Speed: 1450 RPM.  
Insulation class: H.  
Start: Star-Delta/ Soft-Starter (\*).

## Motor protection

Thermistors in the motor winding.  
Protection: IP 68.

## Cable

2 cables 4G25 + 2Gx1.5 mm<sup>2</sup>, 20m (66 ft) (\*)  
This pump must be connected to an external electrical cabinet with adequate protection

## Mechanical seals

Double mechanical seal in oil chamber and water.  
Rotary seal material: Silicon carbide.  
Stationary seal material: Silicon carbide.  
Elastomers: Viton.

## Bearings

Lower: Double row ball bearing C3.  
Upper: Ball bearing C3.

## Discharge connection

10" ANSI 150 lb.

## Limitations

Maximum submersion: 20 m (66 ft).  
Maximum liquid temperature: 40 °C (104 °F).  
Liquid pH range: 2-11.

## Available materials

Cover: Stainless Steel.  
Cylinder: Stainless Steel.  
Strainer: Stainless Steel.  
Casing: Stainless Steel.  
Volute: Stainless Steel.  
Shaft: Stainless Steel.  
Screws/Nuts: Stainless Steel.

\*Specifications may be modified without prior notice.

# Huracan HP100 SS

Electric submersible drainage pumps

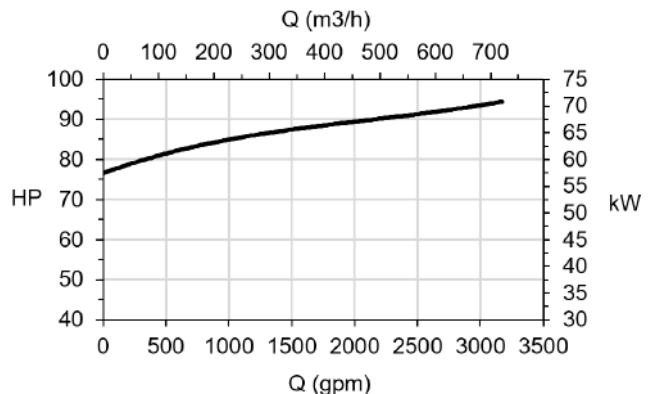
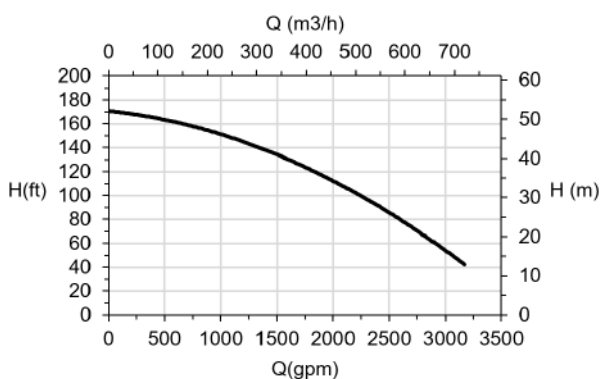
60 Hz

referential image



Electric submersible drainage pump, available in cast iron and stainless-steel alloys. Designed for mining operations, power plants and other industries that handle abrasive solids and water.

60 Hz	N
Power, HP (kW)	100(75)
Tension, V	460-600
Nominal Current, A	113-98
Weight, lb (kg)	2930(1330)
Max. height, inch (mm)	76(1925)
Max. diameter, inch (mm)	41(1050)
Discharge, inch (mm)	10(250)
Strainer opening Ø, inch (mm)	1(25)



## Models:

N: Normal pressure.

## Classification

Submersible electric pump

## Electric motor

Three-phase squirrel cage motor, 4 poles.  
Speed: 1750 RPM  
Insulation class: H  
Start: Star-Delta/ Soft-Starter (\*)

## Motor protection

Thermistors in the motor winding  
Protection: IP 68

## Cable

2 cables 4G25 + 2Gx1.5 mm<sup>2</sup>, 20m (66 ft) (\*)  
This pump must be connected to an external electrical cabinet with adequate protection

## Mechanical seals

Double mechanical seal in oil chamber and water  
Rotary seal material: Silicon carbide.  
Stationary seal material: Silicon carbide.  
Elastomers: Viton

## Bearings

Lower: Double row ball bearing C3  
Upper: Ball bearing C3

## Discharge connection

10° ANSI 150 lb.

## Limitations

Maximum submersion: 20 m (66 ft).  
Maximum liquid temperature: 40 °C (104 °F)  
Liquid pH range: 2-11

## Available materials

Cover: Stainless Steel.  
Cylinder: Stainless Steel.  
Strainer: Stainless Steel.  
Casing: Stainless Steel.  
Volute: Stainless Steel.  
Shaft: Stainless Steel.  
Screws/Nuts: Stainless Steel

\*Specifications may be modified without prior notice.

# Aventador HP115 SS

Electric submersible drainage pumps

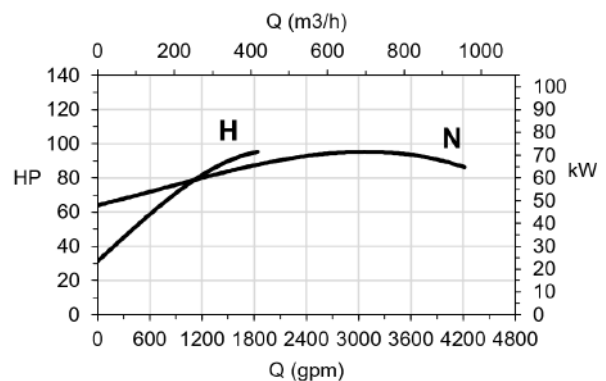
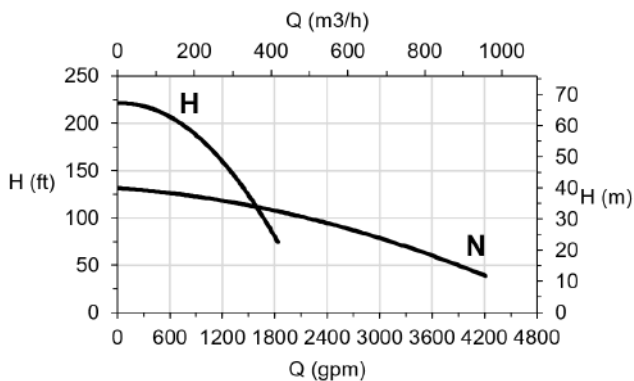
50 Hz

referential image



Electric submersible drainage pump, available in cast iron and stainless-steel alloys. Designed for mining operations, power plants and other industries that handle abrasive solids and water.

50 Hz	N	H
Power, HP (kW)	95(71)	95(71)
Tension, V	380-500	380-500
Nominal Current, A	179-136	179-136
Weight, lb (kg)	2600(1180)	2600(1180)
Max. height, inch (mm)	50(1262)	50(1262)
Max. diameter, inch (mm)	36(910)	36(910)
Discharge, inch (mm)	10(250)	8(200)
Strainer opening Ø, inch (mm)	0.55(14)	0.55(14)



## Models:

N: Normal pressure.  
H: High pressure.

## Classification

Submersible electric pump

## Electric motor

Three-phase squirrel cage motor.  
Speed: 1450 RPM  
Insulation class: H  
Start: Star-Delta

## Motor protection

Thermo-contacts in the winding  
Protection: IP 68

## Cable

2 cables 4G25+2x1.5mm<sup>2</sup>, 20m (66 ft) (\*)  
This pump must be connected to an external electrical cabinet with adequate protection.

## Mechanical seals

Double mechanical seal in oil chamber and water  
Rotary seal material: Silicon carbide.  
Stationary seal material: Silicon carbide.  
Elastomers: Viton

## Bearings

Lower: Double row ball bearing C3  
Upper: Ball bearing C3

## Discharge connection

8"H, 10" N. (\*)

## Limitations

Maximum submersion: 20 m (66ft)  
Maximum liquid temperature: 40 °C (104°F)  
Liquid pH range: 2-11.

## Available materials

Cover: Stainless Steel.  
Strainer: Stainless Steel.  
Impeller: Stainless Steel.  
Casing: Stainless Steel.  
Shaft: Stainless Steel.  
Screws/Nuts: Stainless Steel

\*Specifications may be modified without prior notice.

# Aventador HP115 SS

Electric submersible drainage pumps

60 Hz

referential image



Electric submersible drainage pump, available in cast iron and stainless-steel alloys. Designed for mining operations, power plants and other industries that handle abrasive solids and water.

60 Hz	N	H
Power, HP (kW)	115(85)	115(85)
Tension, V	460-600	460-600
Nominal Current, A	148-113	148-113
Weight, lb (kg)	2600(1180)	2600(1180)
Max. height, inch (mm)	50(1262)	50(1262)
Max. diameter, inch (mm)	36(910)	36(910)
Discharge, inch (mm)	10(250)	8(200)
Strainer opening Ø, inch (mm)	1(25)	1(25)

## Models:

N: Normal pressure.  
H: High pressure.

## Classification

Submersible electric pump

## Electric motor

Three-phase squirrel cage motor.  
Speed: 1750 RPM  
Insulation class: H  
Start: Star-Delta

## Motor protection

Thermo-contacts in the winding  
Protection: IP 68

## Cable

2 cables 4G25+2x1.5mm<sup>2</sup>, 20m (66 ft) (\*)  
This pump must be connected to an external electrical cabinet with adequate protection

## Mechanical seals

Double mechanical seal in oil chamber and water.  
Rotary seal material: Silicon carbide.  
Stationary seal material: Silicon carbide.  
Elastomers: Viton

## Bearings

Lower: Double row ball bearing C3  
Upper: Ball bearing C3

## Discharge connection

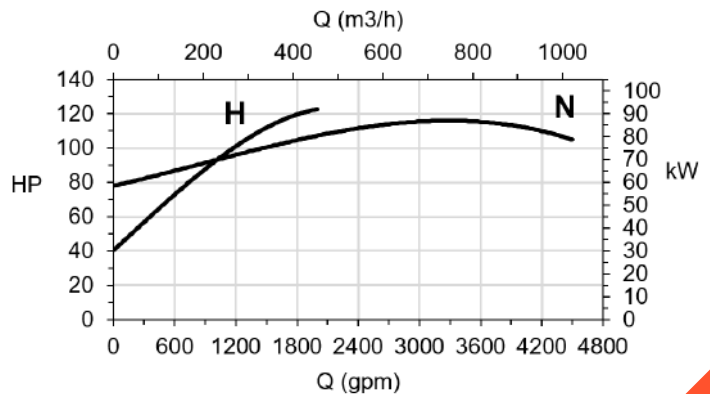
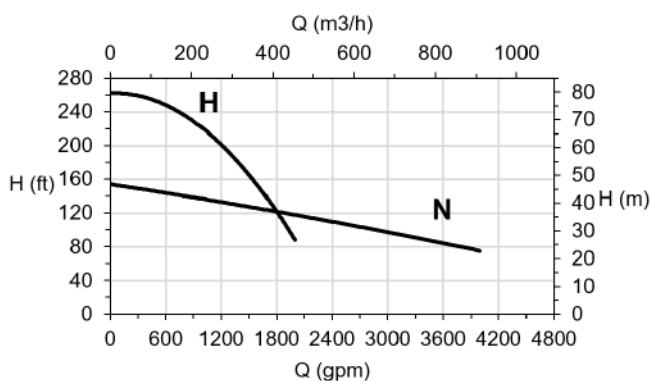
8"H, 10" N. (\*)

## Limitations

Maximum submersion: 20 (66ft).  
Maximum liquid temperature: 40 °C (104°F).  
Liquid pH range: 2-11.

## Available materials

Cover: Stainless Steel.  
Cover: Stainless Steel.  
Strainer: Stainless Steel.  
Impeller: Stainless Steel.  
Casing: Stainless Steel.  
Shaft: Stainless Steel.  
Screws/Nuts: Stainless Steel.



\*Specifications may be modified without prior notice.

# Reventon HP150 SS

Electric submersible drainage pumps

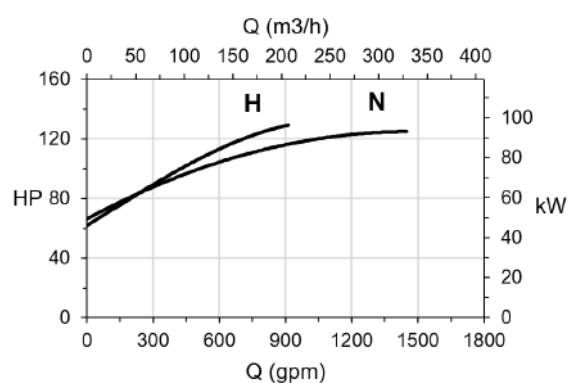
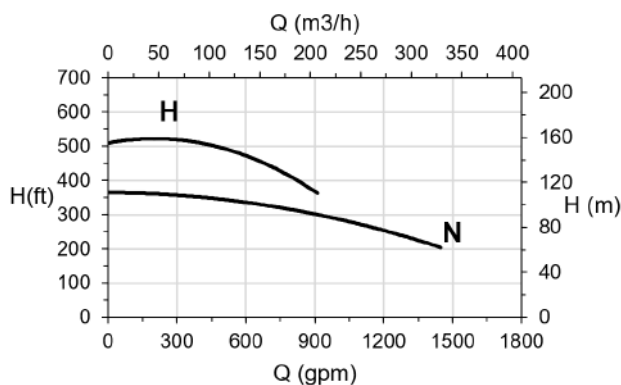
**50 Hz**

referential image



Electric submersible drainage pump, available in cast iron and stainless-steel alloys. Designed for mining operations, power plants and other industries that handle abrasive solids and water.

50 Hz	N	H
Power, HP (kW)	125 (93)	125 (93)
Tension, V	380-500	380-500
Nominal Current, A	219-166	219-166
Weight, lb (kg)	2640(1300)	2640(1300)
Max. height, inch (mm)	63(1600)	63(1600)
Max. diameter, inch (mm)	24.6(625)	24.6(625)
Discharge, inch (mm)	8(200)	6(150)
Strainer opening Ø, inch (mm)	0.5(12)	0.5(12)



## Models:

N: Normal pressure.  
H: High pressure.

## Classification

Submersible electric pump

## Electric motor

Three-phase squirrel cage motor.  
Speed: 2950 RPM  
Insulation class: H  
Start: Star Delta, Soft Starter

## Motor protection

Thermistors in the motor winding  
Protection: IP 68

## Cable

2 cables 4G35 + 2x1.5mm<sup>2</sup>, 20m (66 ft) (\*)  
This pump must be connected to an external electrical cabinet with adequate protection.

## Mechanical seals

Double mechanical seal in oil chamber.  
Rotary seal material: Silicon carbide.  
Stationary seal material: Silicon carbide.  
Elastomers: Viton

## Bearings

Lower: Angular Contact Bearings  
Upper: Cylindrical roller bearing

## Discharge connection

6" H - 8" N. (\*)

## Limitations

Maximum submersion: 25m (82 ft).  
Maximum liquid temperature: 40 °C (104 °F).  
Liquid pH range: 2-11.

## Available materials

Cover: Stainless Steel.  
Cylinder: Stainless Steel.  
Strainer: Stainless Steel.  
Impeller: Stainless Steel.  
Diffusers: Stainless.  
Shaft: Stainless Steel.  
Screws/Nuts: Stainless Steel.

\*Specifications may be modified without prior notice.

# Reventon HP150 SS

Electric submersible drainage pumps

60 Hz

referential image



Electric submersible drainage pump, available in cast iron and stainless-steel alloys. Designed for mining operations, power plants and other industries that handle abrasive solids and water.

60 Hz	N	H
Power, HP (kW)	150 (112)	150 (112)
Tension, V	460-600	460-600
Nominal Current, A	181-139	181-139
Weight, lb (kg)	2640(1300)	2640(1300)
Max. height, inch (mm)	63(1600)	63(1600)
Max. diameter, inch (mm)	24.6(625)	24.6(625)
Discharge, inch (mm)	8(200)	6(150)
Strainer opening Ø, inch (mm)	0.5(12)	0.5(12)

## Models:

N: Normal pressure.  
H: High pressure.

## Classification

Submersible electric pump

## Electric motor

Three-phase squirrel cage motor.  
Speed: 3550 RPM  
Insulation class: H  
Start: Star Delta, Soft Starter

## Motor protection

Thermistors in the motor winding  
Protection: IP 68

## Cable

2 cables 4G35 + 2x1.5mm<sup>2</sup>, 20m (66 ft) (\*)  
This pump must be connected to an external electrical cabinet with adequate protection.

## Mechanical seals

Double mechanical seal in oil chamber.  
Rotary seal material: Silicon carbide.  
Stationary seal material: Silicon carbide.  
Elastomers: Viton

## Bearings

Lower: Angular Contact Bearings  
Upper: Cylindrical roller bearing

## Discharge connection

6" H - 8" N. (\*)

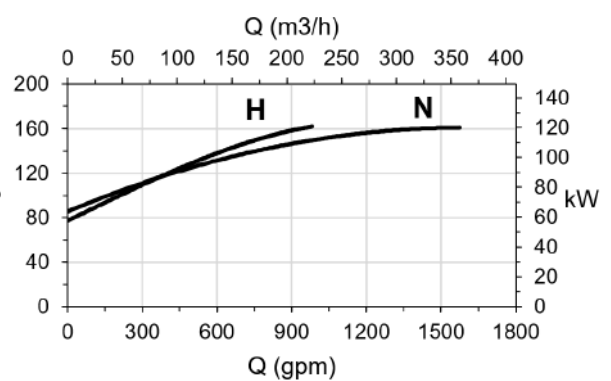
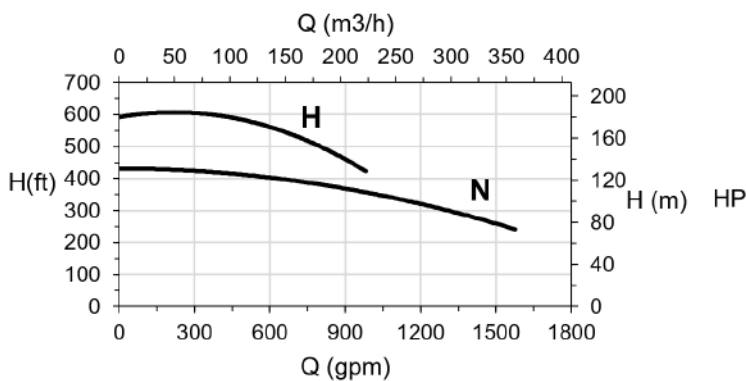
## Limitations

Maximum submersion: 25m (82 ft).  
Maximum liquid temperature: 40 °C (104 °F).  
Liquid pH range: 2-11.

## Available materials

Cover: Stainless Steel.  
Cylinder: Stainless Steel.  
Strainer: Stainless Steel.  
Impeller: Stainless Steel.  
Diffusers: Stainless.  
Shaft: Stainless Steel.  
Screws/Nuts: Stainless Steel.

\*Specifications may be modified without prior notice.





# Estoque HP300 SS

Electric submersible drainage pumps

**50 Hz**

referential image



Electric submersible drainage pump, available in cast iron and stainless-steel alloys. Designed for mining operations, power plants and other industries that handle abrasive solids and water.

50 Hz	N	H
Power, HP (kW)	250(185)	250(185)
Tension, V	380-500	380-500
Nominal Current, A	357-271	357-271
Weight, lb (kg)	5900(2676)	5700(2590)
Max. height, inch (mm)	78(1975)	78(1975)
Max. diameter, inch (mm)	46(1168)	37(934)
Discharge, inch (mm)	10(250)	10(250)
Strainer opening Ø, inch (mm)	0.63(16)	0.63(16)

**Models:**

N: Normal pressure.  
H: High pressure.

**Classification**

Submersible electric pump

**Electric motor**

Three -phase squirrel cage motor.  
Speed: 1790 RPM  
Insulation class: H.  
Start: Soft Starter, VFD (\*)

**Motor protection**

Thermo-contacts in the winding.  
Protection: IP 68.

**Cable**

2 cables 4G70 +2x1.5 mm<sup>2</sup>, 20m (66 ft) (\*)  
This pump must be connected to an external electrical cabinet with adequate protection

**Mechanical seals**

Double mechanical seal in oil chamber and water.  
Rotary seal material: Silicon carbide.  
Stationary seal material: Silicon carbide.  
Elastomers: Viton

**Bearings**

Lower: Angular contact bearings.  
Upper: Cylindrical roller bearing

**Discharge connection**

H - 10" ANSI 300 lb / N - 10" ANSI 150 lb

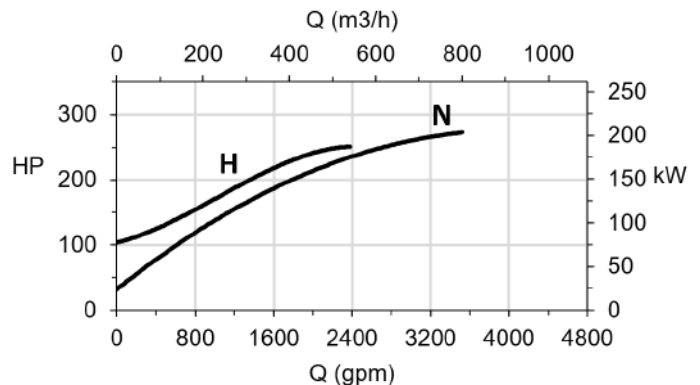
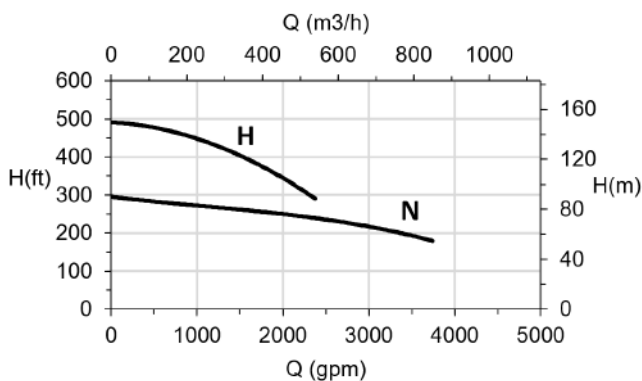
**Limitations**

Maximum submersion: 25m (82 ft).  
Maximum liquid temperature: 40 °C (104 °F).  
Liquid pH range: 2-11

**Available materials**

Cover: Stainless Steel.  
Cylinder: Stainless Steel.  
Strainer: Stainless Steel.  
Impeller: Stainless Steel.  
Shaft: Stainless Steel.  
Screws/Nuts: Stainless Steel.

\*Specifications may be modified without prior notice.



# Estoque HP300 SS

Electric submersible drainage pumps

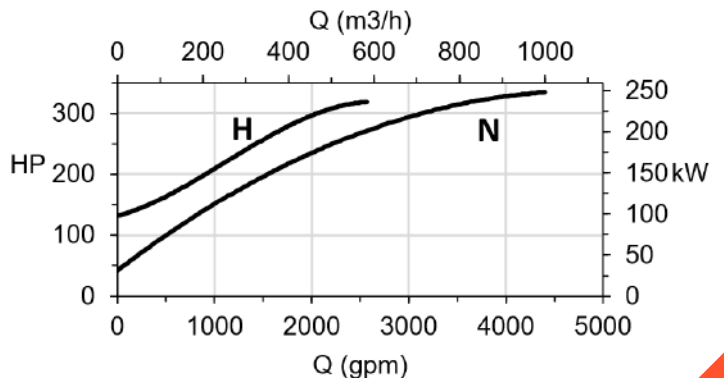
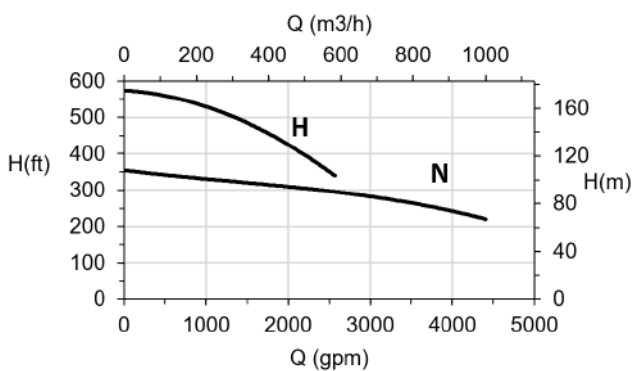
**60 Hz**



referential image

Electric submersible drainage pump, available in various cast iron and stainless-steel alloys. Designed for mining operations, power plants and other industries that handle abrasive solids and water.

60 Hz	N	H
Power, HP (kW)	300(224)	300(224)
Tension, V	460-600	460-600
Nominal Current, A	341-261	341-261
Weight, lb (kg)	5900(2676)	5700(2590)
Max. height, inch (mm)	78(1975)	78(1975)
Max. diameter, inch (mm)	46(1168)	37(934)
Discharge, inch (mm)	10(250)	10(250)
Strainer opening Ø, inch (mm)	0.63(16)	0.63(16)



## Models:

N: Normal pressure.  
H: High pressure.

## Classification

Submersible electric pump

## Electric motor

Three-phase squirrel cage motor.  
Speed: 2950 RPM  
Insulation class: H  
Start: Soft Starter, VFD (\*)

## Motor protection

Thermo-contacts in the winding  
Protection: IP 68

## Cable

2 cables 4G70 +2x1.5 mm<sup>2</sup>, 20m (66 ft) (\*)  
This pump must be connected to an external electrical cabinet with adequate protection

## Mechanical seals

Double mechanical seal in oil chamber and water.  
Rotary seal material: Silicon carbide.  
Stationary seal material: Silicon carbide.  
Elastomers: Viton

## Bearings

Lower: Angular contact bearings.  
Upper: Cylindrical roller bearing

## Discharge connection

H - 10" ANSI 300 lb / N - 10" ANSI 150 lb

## Limitations

Maximum submersion: 25m (82 ft).  
Maximum liquid temperature: 40 °C (104 °F).  
Liquid pH range: 2-11.

## Available materials

Cover: Stainless Steel.  
Cylinder: Stainless Steel.  
Strainer: Stainless Steel.  
Impeller: Stainless Steel.  
Shaft: Stainless Steel.  
Screws/Nuts: Stainless Steel.

\*Specifications may be modified without prior notice.

# Slurry pumps

Standard version



# Bronco 9MD

Electric submersible slurry pumps

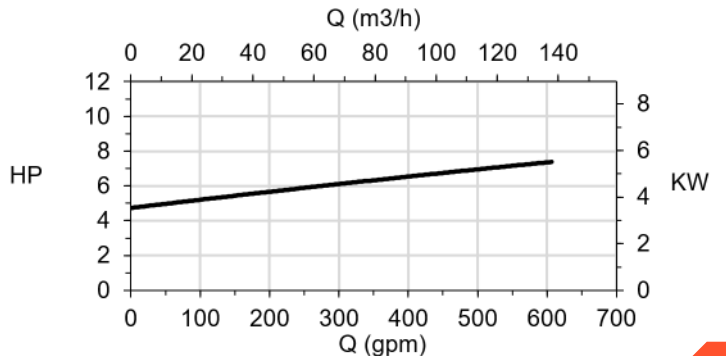
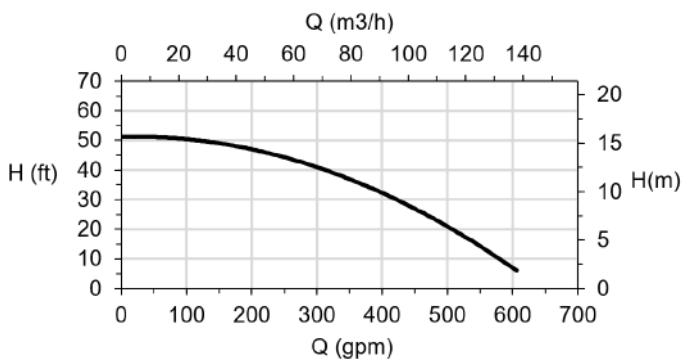
50 Hz

referential image



Electric submersible slurry pump, available in various cast iron and stainless-steel alloys. For operation in mines and industries that handle abrasive solids and slurries.

50 Hz	MD
Power, HP (kW)	7.5(5.6)
Tension, V	380-500
Nominal Current, A	15.7-12
Weight, lb (kg)	333(151)
Max. height, inch (mm)	32(806)
Max. diameter, inch (mm)	15(380)
Discharge, inch (mm)	3-4(75-100)
Strainer opening Ø, inch (mm)	1(25.4)



## Models:

MD: Medium Duty

## Classification

Submersible slurry pump

## Electric motor

Three-phase squirrel cage motor  
Speed: 1450 RPM  
Insulation class: H  
Start: Direct

## Motor protection

Thermo-contacts in the winding  
Protection: IP 68

## Cable

4G10 + 2x1.5mm<sup>2</sup>, 20m (66 ft) (\*)  
This pump must be connected to an external control panel with adequate protection.

## Mechanical seals

Double mechanical seal in the oil chamber.  
Rotary seal material: silicon carbide.  
Stationary seal material: silicon carbide.  
Elastomers: Viton.

## Discharge connection

3" – 4" (\*)

## Limitations

Maximum submersion: 20 m (66 ft)  
Maximum liquid temperature: 40 °C (104 °F)  
Liquid pH range: 6 – 11.

## Available materials

Cover: Nodular Cast iron.  
Strainer: Stainless Steel.  
Impeller: High Chrome Steel.  
Agitator: High Chrome Steel.  
Wear plate: High Chrome Steel.  
Cover suction: Nodular Cast iron.  
Casing/volute: Nodular Cast iron.  
Shaft: Stainless Steel.  
Screws/Nuts: Stainless Steel.

\*Specifications may be modified without prior notice.

# Bronco 9MD

Electric submersible slurry pumps

60 Hz

referential image



Electric submersible slurry pump, available in various cast iron and stainless-steel alloys. For operation in mines and industries that handle abrasive solids and slurries.

60 Hz	MD
Power, HP (kW)	10(7.5)
Tension, V	460-600
Nominal Current, A	13-10
Weight, lb (kg)	333(151)
Max. height, inch (mm)	32(806)
Max. diameter, inch (mm)	15(380)
Discharge, inch (mm)	3-4(75-100)
Strainer opening Ø, inch (mm)	1(25.4)

## Models:

MD: Medium Duty

## Classification

Submersible slurry pump

## Electric motor

Three-phase squirrel cage motor  
Speed: 1750 RPM  
Insulation class: H  
Start: Direct

## Motor protection

Thermo-contacts in the winding  
Protection: IP 68

## Cable

4G10 + 2x1.5mm<sup>2</sup>, 20m (66 ft) (\*)  
This pump must be connected to an external control panel with adequate protection.

## Mechanical seals

Double mechanical in the oil chamber.  
Rotary seal material: silicon carbide.  
Stationary seal material: silicon carbide.  
Elastomers: Viton.

## Discharge connection

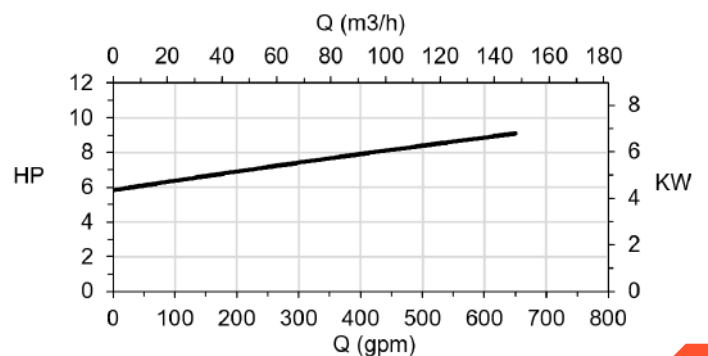
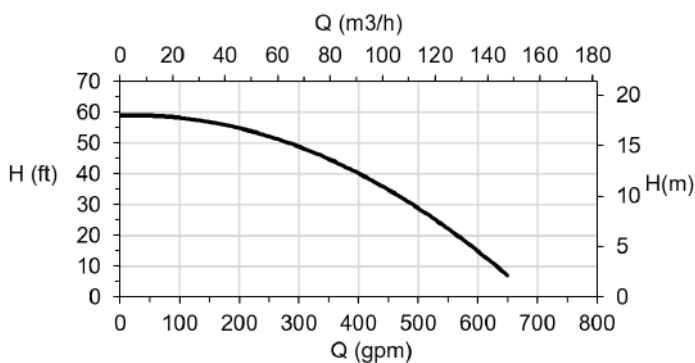
3" – 4" (\*)

## Limitations

Maximum submersion: 20 m (66 ft)  
Maximum liquid temperature: 40 °C (104 °F)  
Liquid pH range: 6 – 11.

## Available materials

Cover: Nodular Cast iron.  
Strainer: Stainless Steel.  
Impeller: High Chrome Steel.  
Agitator: High Chrome Steel.  
Wear plate: High Chrome Steel.  
Cover suction: Nodular Cast iron.  
Casing/volute: Nodular Cast iron.  
Shaft: Stainless Steel.  
Screws/Nuts: Stainless Steel.



\*Specifications may be modified without prior notice.

# Bronco 17MD

Electric submersible slurry pumps

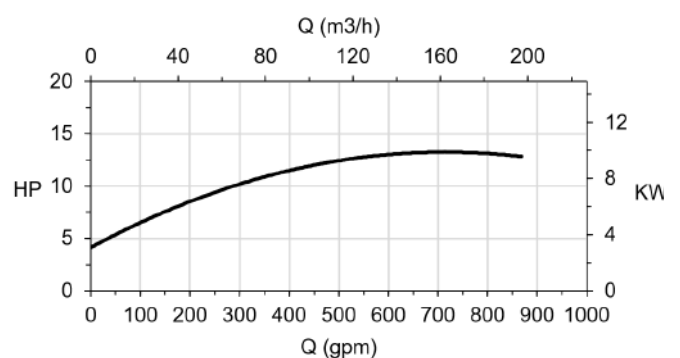
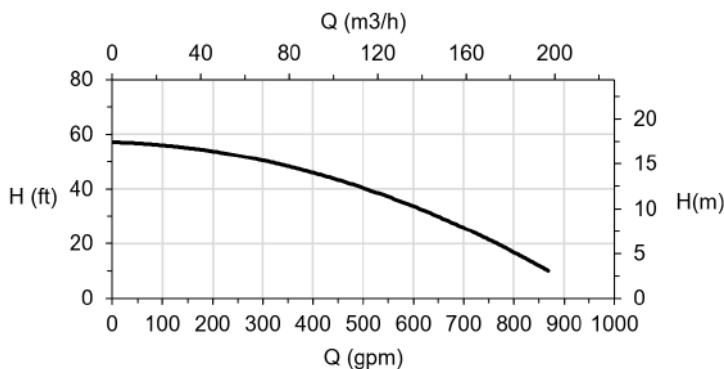
50 Hz

referential image



Electric submersible slurry pump, available in various cast iron and stainless-steel alloys. For operation in mines and industries that handle abrasive solids and slurries.

50 Hz	MD
Power, HP (kW)	14(10.5)
Tension, V	380-500
Nominal Current, A	22-17
Weight, lb (kg)	668(303)
Max. height, inch (mm)	47(1200)
Max. diameter, inch (mm)	18(465)
Discharge, inch (mm)	4(100)
Strainer opening Ø, inch (mm)	1.3(33)



## Models:

MD: Medium Duty

## Classification

Submersible slurry pump

## Electric motor

Three-phase squirrel cage motor  
Speed: 1450 RPM  
Insulation class: H  
Start: Direct

## Motor protection

Thermo-contacts in the winding  
Protection: IP 68

## Cable

4G10 + 2x1.5mm<sup>2</sup>, 20m (66 ft) (\*)  
This pump must be connected to an external control panel with adequate protection.

## Mechanical seals

Double mechanical seal in the oil chamber.  
Rotary seal material: silicon carbide.  
Stationary seal material: silicon carbide.  
Elastomers: Viton.

## Discharge connection

4" (\*)

## Limitations

Maximum submersion: 20 m (66 ft)  
Maximum liquid temperature: 40 °C (104 °F)  
Liquid pH range: 6 – 11.

## Available materials

Cover: Nodular Cast iron.  
Strainer: Stainless Steel.  
Impeller: High Chrome Steel.  
Agitator: High Chrome Steel.  
Wear plate: High Chrome Steel.  
Cover suction: Nodular Cast iron.  
Casing/volute: Nodular Cast iron.  
Shaft: Stainless Steel.  
Screws/Nuts: Stainless Steel.

\*Specifications may be modified without prior notice.

# Bronco 17MD

Electric submersible slurry pumps

60 Hz

referential image



Electric submersible slurry pump, available in various cast iron and stainless-steel alloys. For operation in mines and industries that handle abrasive solids and slurries.

60 Hz	MD
Power, HP (kW)	17(12.6)
Tension, V	460-600
Nominal Current, A	18.3-14
Weight, lb (kg)	668(303)
Max. height, inch (mm)	47(1200)
Max. diameter, inch (mm)	18(465)
Discharge, inch (mm)	4(100)
Strainer opening Ø, inch (mm)	1.3(33)

## Models:

MD: Medium Duty

## Classification

Submersible slurry pump

## Electric motor

Three-phase squirrel cage motor  
Speed: 1750 RPM  
Insulation class: H  
Start: Direct

## Motor protection

Thermo-contacts in the winding  
Protection: IP 68

## Cable

4G10 + 2x1.5mm<sup>2</sup>, 20m (66 ft) (\*)  
This pump must be connected to an external control panel with adequate protection.

## Mechanical seals

Double mechanical seal in the oil chamber.  
Rotary seal material: silicon carbide.  
Stationary seal material: silicon carbide.  
Elastomers: Viton.

## Discharge connection

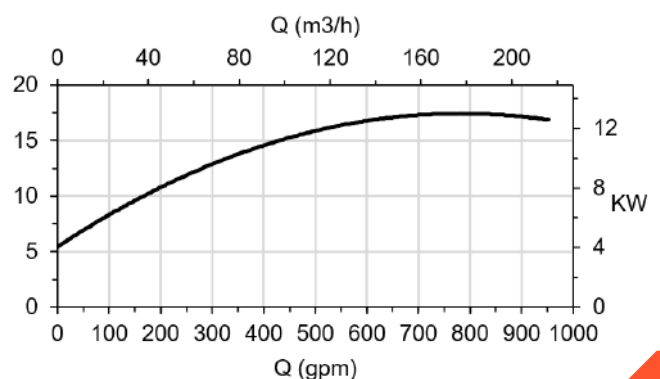
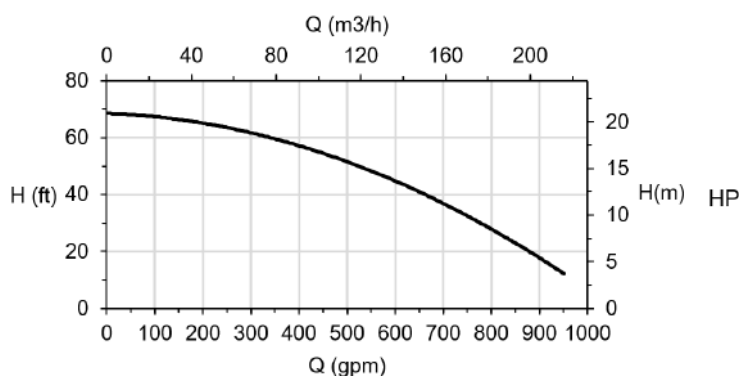
4" (\*)

## Limitations

Maximum submersion: 20 m (66 ft)  
Maximum liquid temperature: 40 °C (104 °F)  
Liquid pH range: 6 – 11.

## Available materials

Cover: Nodular Cast iron.  
Strainer: Stainless Steel.  
Impeller: High Chrome Steel.  
Agitator: High Chrome Steel.  
Wear plate: High Chrome Steel.  
Cover suction: Nodular Cast iron.  
Casing/volute: Nodular Cast iron.  
Shaft: Stainless Steel.  
Screws/Nuts: Stainless Steel.



\*Specifications may be modified without prior notice.

# Bronco 33MD

Electric submersible slurry pumps

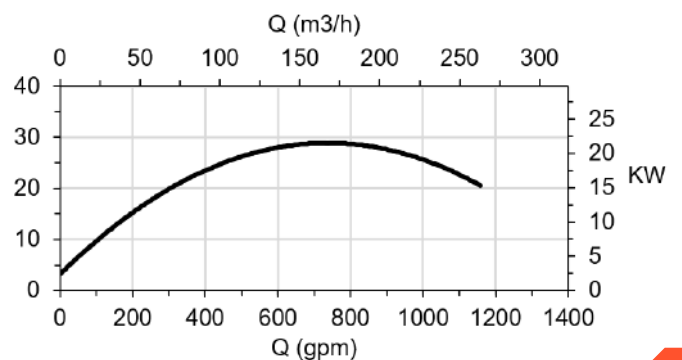
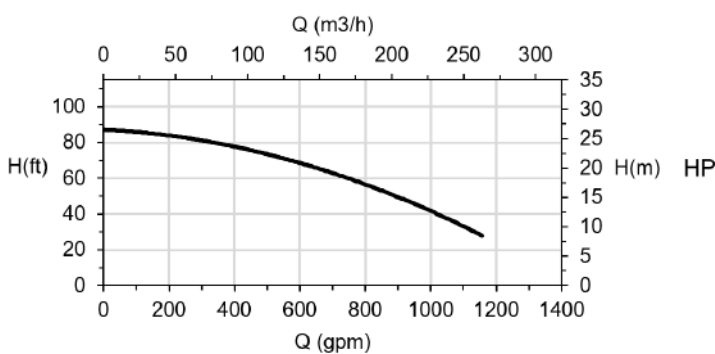
50 Hz

referential image



Electric submersible slurry pump, available in various cast iron and stainless-steel alloys. For operation in mines and industries that handle abrasive solids and slurries.

50 Hz	MD
Power, HP (kW)	33(24.6)
Tension, V	380-500
Nominal Current, A	50-38
Weight, lb (kg)	1146(520)
Max. height, inch (mm)	51.6(1310)
Max. diameter, inch (mm)	21.6(549)
Discharge, inch (mm)	4 – 6(100-150)
Strainer opening Ø, inch (mm)	1.5(38)



## Models:

MD: Medium Duty

## Classification

Submersible slurry pump

## Electric motor

Three-phase squirrel cage motor  
Speed: 1450 RPM  
Insulation class: H  
Start: Direct

## Motor protection

Thermo-contacts in the winding  
Protection: IP 68

## Cable

4G10 + 2x1.5mm<sup>2</sup>, 20m (66 ft) (\*)  
This pump must be connected to an external control panel with adequate protection.

## Mechanical seals

Double mechanical seal in the oil chamber.  
Rotary seal material: silicon carbide.  
Stationary seal material: silicon carbide.  
Elastomers: Viton.

## Discharge connection

4" – 6" (\*)

## Limitations

Maximum submersion: 20 m (66 ft)  
Maximum liquid temperature: 40 °C (104 °F)  
Liquid pH range: 6 – 11.

## Available materials

Cover: Nodular Cast iron.  
Strainer: Stainless Steel.  
Impeller: High Chrome Steel.  
Agitator: High Chrome Steel.  
Wear plate: High Chrome Steel.  
Cover suction: Nodular Cast iron.  
Casing/volute: Nodular Cast iron.  
Shaft: Stainless Steel.  
Screws/Nuts: Stainless Steel.

\*Specifications may be modified without prior notice.



# Bronco 33MD

Electric submersible slurry pumps

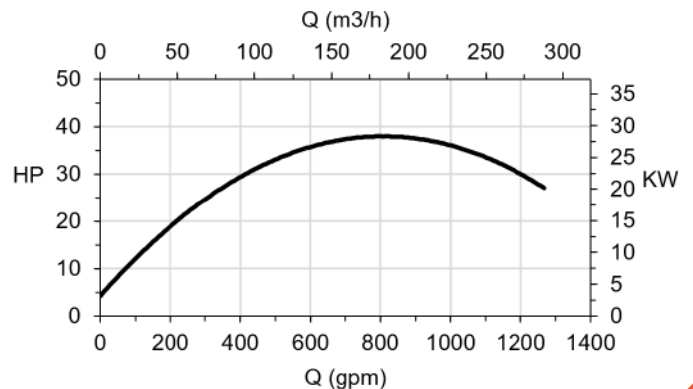
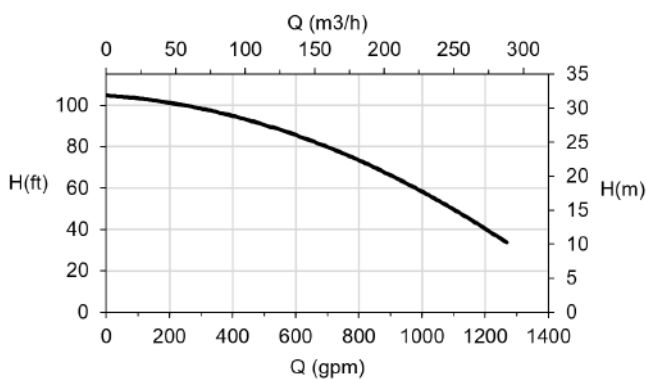
60 Hz

referential image



Electric submersible slurry pump, available in various cast iron and stainless-steel alloys. For operation in mines and industries that handle abrasive solids and slurries.

60 Hz	MD
Power, HP (kW)	40(30)
Tension, V	460-600
Nominal Current, A	40.4-31
Weight, lb (kg)	1146(520)
Max. height, inch (mm)	51.6(1310)
Max. diameter, inch (mm)	21.6(549)
Discharge, inch (mm)	4-6(100-150)
Strainer opening Ø, inch (mm)	1.5(38)



## Models:

MD: Medium Duty

## Classification

Submersible slurry pump

## Electric motor

Three-phase squirrel cage motor  
Speed: 1750 RPM  
Insulation class: H  
Start: Direct

## Motor protection

Thermo-contacts in the winding  
Protection: IP 68

## Cable

4G10 + 2x1.5mm<sup>2</sup>, 20m (66 ft) (\*)  
This pump must be connected to an external control panel with adequate protection.

## Mechanical seals

Double mechanical seal in the oil chamber.  
Rotary seal material: silicon carbide.  
Stationary seal material: silicon carbide.  
Elastomers: Viton.

## Discharge connection

4"-6". (\*)

## Limitations

Maximum submersion: 20 m (66 ft)  
Maximum liquid temperature: 40 °C (104 °F)  
Liquid pH range: 6 – 11.

## Available materials

Cover: Nodular Cast iron.  
Strainer: Stainless Steel.  
Impeller: High Chrome Steel.  
Agitator: High Chrome Steel.  
Wear plate: High Chrome Steel.  
Cover suction: Nodular Cast iron.  
Casing/volute: Nodular Cast iron.  
Shaft: Stainless Steel.  
Screws/Nuts: Stainless Steel.

\*Specifications may be modified without prior notice.

# Bronco 66MD

Electric submersible slurry pumps

50 Hz

referential image



Electric submersible slurry pump, available in various cast iron and stainless-steel alloys. For operation in mines and industries that handle abrasive solids and slurries.

50 Hz	MD
Power, HP (kW)	63(47)
Tension, V	380-500
Nominal Current, A	117-89
Weight, lb (kg)	2425(1100)
Max. height, inch (mm)	71(1805)
Max. diameter, inch (mm)	34.5(876)
Discharge, inch (mm)	8(200)
Strainer opening Ø, inch (mm)	1.4(36)

## Models:

MD: Medium Duty

## Classification

Submersible slurry pump

## Electric motor

Three-phase squirrel cage motor  
 Speed: 1450 RPM  
 Insulation class: H  
 Start: Star-Delta, Soft Starter

## Motor protection

Thermo-contacts in the winding  
 Protection: IP 68

## Cable

4G35 + 2x1.5mm<sup>2</sup>, 20m (66 ft) (\*)  
 This pump must be connected to an external control panel with adequate protection.

## Mechanical seals

Double mechanical seal in the oil chamber.  
 Rotary seal material: silicon carbide.  
 Stationary seal material: silicon carbide.  
 Elastomers: Viton.

## Discharge connection

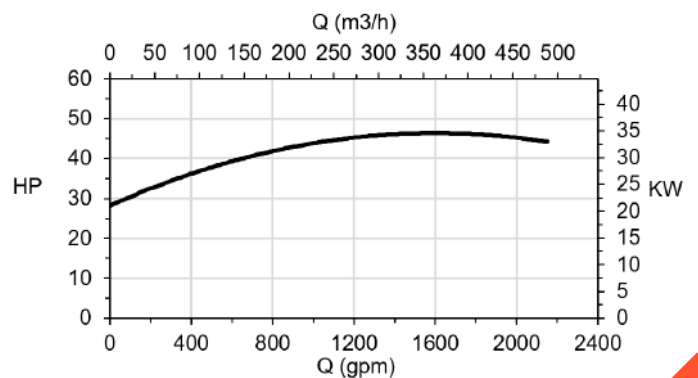
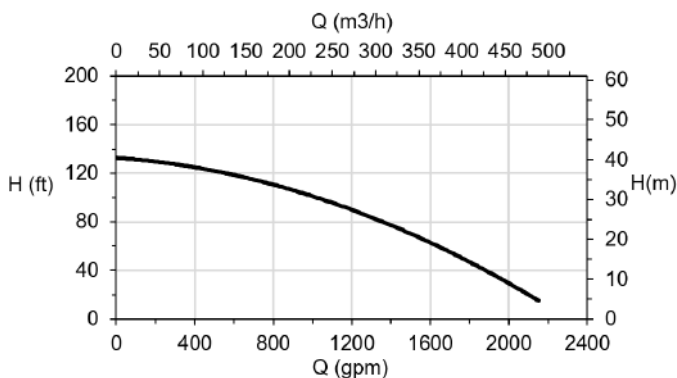
8" (\*)

## Limitations

Maximum submersion: 20 m (66 ft)  
 Maximum liquid temperature: 40 °C (104 °F)  
 Liquid pH range: 6 – 11.

## Available materials

Cover: Nodular Cast iron.  
 Strainer: Stainless Steel.  
 Impeller: High Chrome Steel.  
 Agitator: High Chrome Steel.  
 Wear plate: High Chrome Steel.  
 Cover suction: Nodular Cast iron.  
 Casing/volute: Nodular Cast iron.  
 Shaft: Stainless Steel.  
 Screws/Nuts: Stainless Steel.



\*Specifications may be modified without prior notice.

# Bronco 66MD

Electric submersible slurry pumps

60 Hz

referential image



Electric submersible slurry pump, available in various cast iron and stainless-steel alloys. For operation in mines and industries that handle abrasive solids and slurries.

60 Hz	MD
Power, HP (kW)	75(56)
Tension, V	460-600
Nominal Current, A	96.6-74
Weight, lb (kg)	2425(1100)
Max. height, inch (mm)	71(1805)
Max. diameter, inch (mm)	34.5(876)
Discharge, inch (mm)	8(200)
Strainer opening Ø, inch (mm)	1.4(36)

## Models:

MD: Medium Duty

## Classification

Submersible slurry pump

## Electric motor

Three-phase squirrel cage motor  
Speed: 1750 RPM  
Insulation class: H  
Start: Star-Delta, Soft Starter

## Motor protection

Thermo-contacts in the winding  
Protection: IP 68

## Cable

4G35 + 2x1.5mm<sup>2</sup>, 20m (66 ft) (\*)  
This pump must be connected to an external control panel with adequate protection.

## Mechanical seals

Double mechanical seal in the oil chamber.  
Rotary seal material: silicon carbide.  
Stationary seal material: silicon carbide.  
Elastomers: Viton.

## Discharge connection

8" (\*)

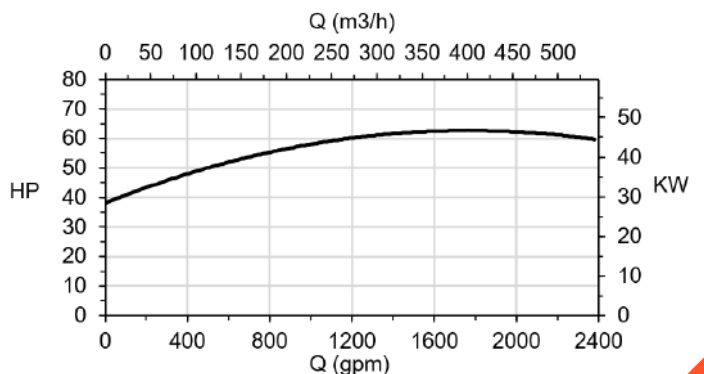
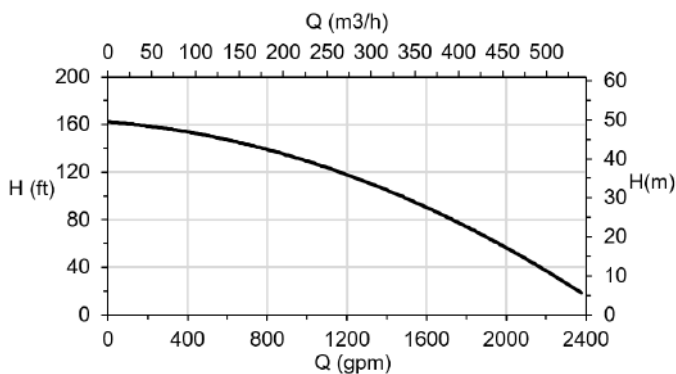
## Limitations

Maximum submersion: 20 m (66 ft)  
Maximum liquid temperature: 40 °C (104 °F)  
Liquid pH range: 6 – 11.

## Available materials

Cover: Nodular Cast iron.  
Strainer: Stainless Steel.  
Impeller: High Chrome Steel.  
Agitator: High Chrome Steel.  
Wear plate: High Chrome Steel.  
Cover suction: Nodular Cast iron.  
Casing/volute: Nodular Cast iron.  
Shaft: Stainless Steel.  
Screws/Nuts: Stainless Steel.

\*Specifications may be modified without prior notice.



# Bronco 99MD

Electric submersible slurry pumps

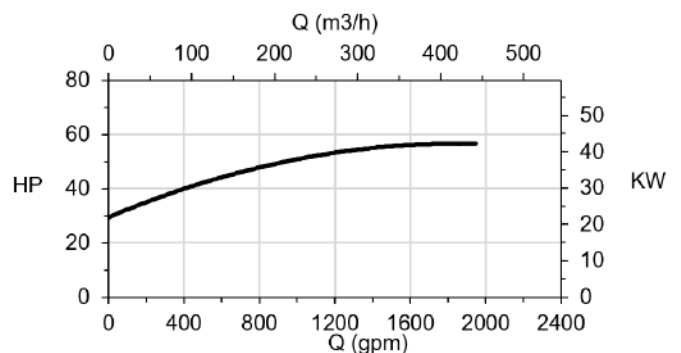
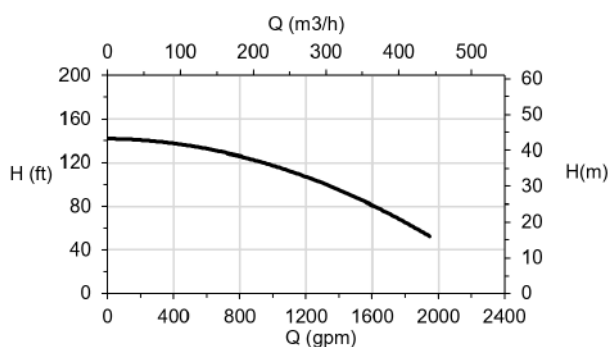
50 Hz

referential image



Electric submersible slurry pump, available in various cast iron and stainless-steel alloys. For operation in mines and industries that handle abrasive solids and slurries.

50 Hz	MD
Power, HP (kW)	80(60)
Tension, V	380-500
Nominal Current, A	151-115
Weight, lb (kg)	2680(1215)
Max. height, inch (mm)	71(1805)
Max. diameter, inch (mm)	39(990)
Discharge, inch (mm)	8(200)
Strainer opening Ø, inch (mm)	1.77(45)



## Models:

MD: Medium Duty

## Classification

Submersible slurry pump

## Electric motor

Three-phase squirrel cage motor  
Speed: 1450 RPM  
Insulation class: H  
Start: Star-Delta, Soft Starter

## Motor protection

Thermo-contacts in the winding  
Protection: IP 68

## Cable

2 cables 4G35 + 2x1.5mm<sup>2</sup>, 20m (66 ft) (\*)  
This pump must be connected to an external control panel with adequate protection.

## Mechanical seals

Double mechanical seal in the oil chamber.  
Rotary seal material: silicon carbide.  
Stationary seal material: silicon carbide.  
Elastomers: Viton.

## Discharge connection

8" (\*)

## Limitations

Maximum submersion: 20 m (66 ft)  
Maximum liquid temperature: 40 °C (104 °F)  
Liquid pH range: 6 – 11.

## Available materials

Cover: Nodular Cast iron.  
Strainer: Stainless Steel.  
Impeller: High Chrome Steel.  
Agitator: High Chrome Steel.  
Wear plate: High Chrome Steel.  
Cover suction: Nodular Cast iron.  
Casing/volute: Nodular Cast iron.  
Shaft: Stainless Steel.  
Screws/Nuts: Stainless Steel.

\*Specifications may be modified without prior notice.

# Bronco 99MD

Electric submersible slurry pumps

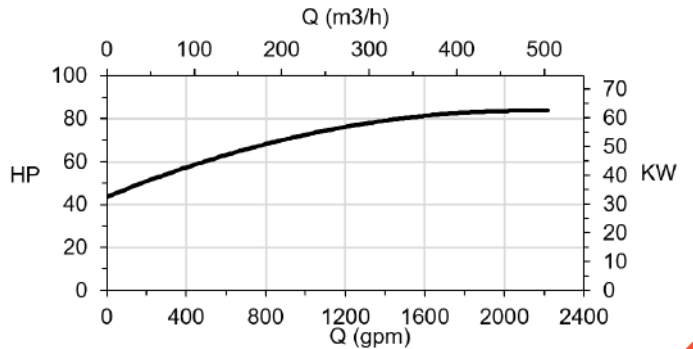
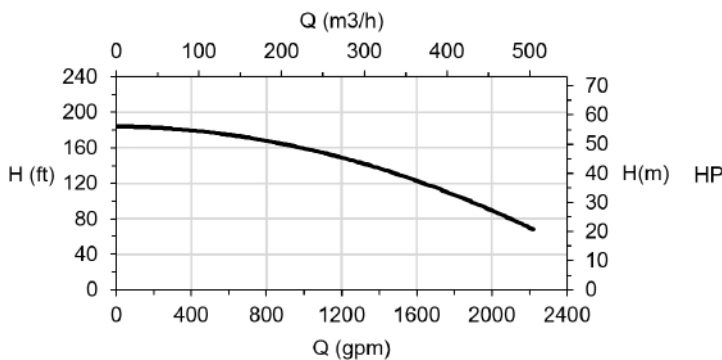
60 Hz

referential image



Electric submersible slurry pump, available in various cast iron and stainless-steel alloys. For operation in mines and industries that handle abrasive solids and slurries.

60 Hz	MD
Power, HP (kW)	100 (75)
Tension, V	460-600
Nominal Current, A	125-96
Weight, lb (kg)	2680(1215)
Max. height, inch (mm)	71(1805)
Max. diameter, inch (mm)	39(990)
Discharge, inch (mm)	8(200)
Strainer opening Ø, inch (mm)	1.77(45)



## Models:

MD: Medium Duty

## Classification

Submersible slurry pump

## Electric motor

Three-phase squirrel cage motor  
Speed: 1750 RPM  
Insulation class: H  
Start: Star-Delta, Soft Starter

## Motor protection

Thermo-contacts in the winding  
Protection: IP 68

## Cable

2 cables 4G35 + 2x1.5mm<sup>2</sup>, 20m (66 ft) (\*)  
This pump must be connected to an external control panel with adequate protection.

## Mechanical seals

Double mechanical seal in the oil chamber.  
Rotary seal material: silicon carbide.  
Stationary seal material: silicon carbide.  
Elastomers: Viton.

## Discharge connection

8" (\*)

## Limitations

Maximum submersion: 20 m (66 ft)  
Maximum liquid temperature: 40 °C (104 °F)  
Liquid pH range: 6 – 11.

## Available materials

Cover: Nodular Cast iron.  
Strainer: Stainless Steel.  
Impeller: High Chrome Steel.  
Agitator: High Chrome Steel.  
Wear plate: High Chrome Steel.  
Cover suction: Nodular Cast iron.  
Casing/volute: Nodular Cast iron.  
Shaft: Stainless Steel.  
Screws/Nuts: Stainless Steel.

\*Specifications may be modified without prior notice.

# Bronco 33HD

Electric submersible slurry pumps

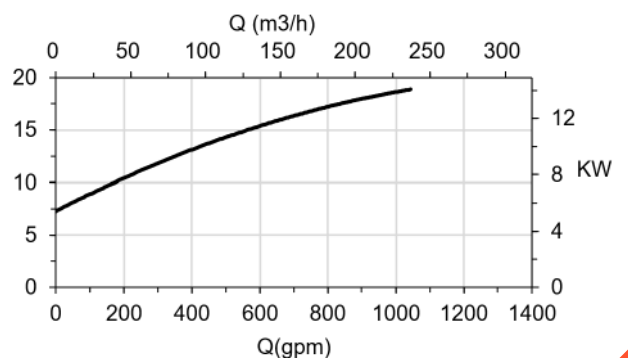
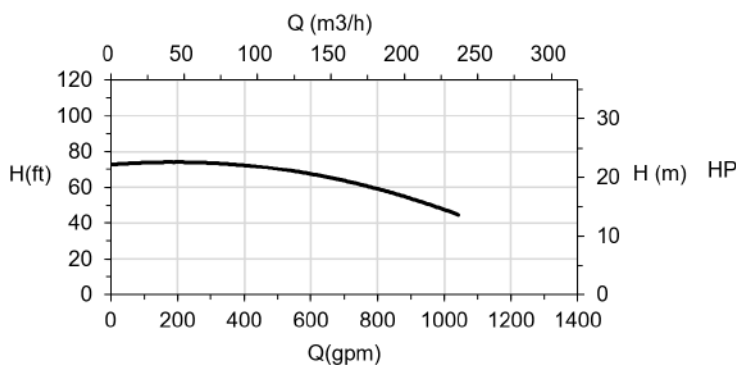
**50 Hz**

referential image



Electric submersible slurry pump, available in various cast iron and stainless-steel alloys. For operation in mines and industries that handle abrasive solids and slurries.

50 Hz	MD
Power, HP (kW)	33(24.6)
Tension, V	380-500
Nominal Current, A	59-38
Weight, lb (kg)	1146(520)
Max. height, inch (mm)	48.2(1224)
Max. diameter, inch (mm)	28.5(724)
Discharge, inch (mm)	4(100)
Strainer opening Ø, inch (mm)	1.38(35)



## Models:

HD: Heavy Duty

## Classification

Submersible slurry pump

## Electric motor

Three-phase squirrel cage motor  
 Speed: 985 RPM  
 Insulation class: H  
 Start: Direct, Star-Delta

## Motor protection

Thermo-contacts in the winding  
 Protection: IP 68

## Cable

2 cables 4G10 + 2x1.5mm<sup>2</sup>, 20m (66 ft) (\*)  
 This pump must be connected to an external control panel with adequate protection.

## Mechanical seals

Double mechanical seal in the oil chamber.  
 Rotary seal material: silicon carbide.  
 Stationary seal material: silicon carbide.  
 Elastomers: Viton.

## Discharge connection

4" Flange ANSI 150 lb. (\*)

## Limitations

Maximum submersion: 20 m (66 ft)  
 Maximum liquid temperature: 40 °C (104 °F)  
 Liquid pH range: 6 – 11.

## Available materials

Cover: Nodular Cast iron.  
 Strainer: Stainless Steel.  
 Impeller: High Chrome Steel.  
 Agitator: High Chrome Steel.  
 Wear plate: High Chrome Steel.  
 Cover suction: Nodular Cast iron.  
 Casing/volute: Nodular Cast iron.  
 Shaft: Stainless Steel.  
 Screws/Nuts: Stainless Steel.

\*Specifications may be modified without prior notice.

# Bronco 33HD

Electric submersible slurry pumps

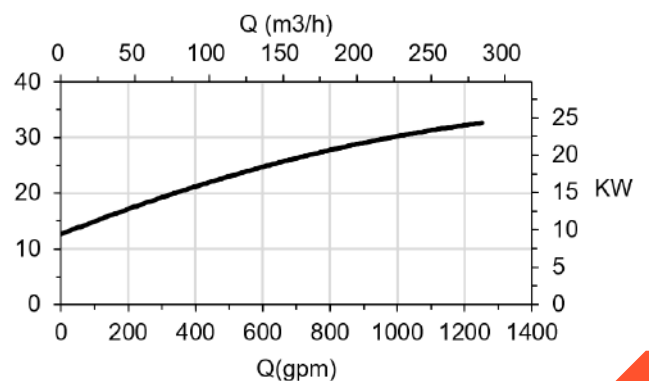
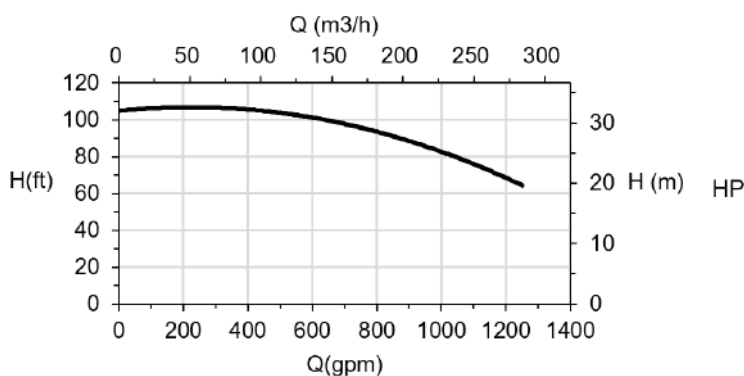
60 Hz

referential image



Electric submersible slurry pump, available in various cast iron and stainless-steel alloys. For operation in mines and industries that handle abrasive solids and slurries.

60 Hz	MD
Power, HP (kW)	40(30)
Tension, V	460-600
Nominal Current, A	49.6-38
Weight, lb (kg)	1146(520)
Max. height, inch (mm)	48.2(1224)
Max. diameter, inch (mm)	28.5(724)
Discharge, inch (mm)	4(100)
Strainer opening Ø, inch (mm)	1.38(35)



## Models:

HD: Heavy Duty

## Classification

Submersible slurry pump

## Electric motor

Three-phase squirrel cage motor  
Speed: 1180 RPM  
Insulation class: H  
Start: Direct, Star-Delta

## Motor protection

Thermo-contacts in the winding  
Protection: IP 68

## Cable

2 cables 4G10 + 2x1.5mm<sup>2</sup>, 20m (66 ft) (\*)  
This pump must be connected to an external control panel with adequate protection.

## Mechanical seals

Double mechanical seal in the oil chamber.  
Rotary seal material: silicon carbide.  
Stationary seal material: silicon carbide.  
Elastomers: Viton.

## Discharge connection

4" Flange ANSI 150 lb. (\*)

## Limitations

Maximum submersion: 20 m (66 ft)  
Maximum liquid temperature: 40 °C (104 °F)  
Liquid pH range: 6 – 11.

## Available materials

Cover: Nodular Cast iron.  
Strainer: Stainless Steel.  
Impeller: High Chrome Steel.  
Agitator: High Chrome Steel.  
Wear plate: High Chrome Steel.  
Cover suction: Nodular Cast iron.  
Casing/volute: Nodular Cast iron.  
Shaft: Stainless Steel.  
Screws/Nuts: Stainless Steel.

\*Specifications may be modified without prior notice.

# Bronco 66HD

Electric submersible slurry pumps

**50 Hz**

referential image



Electric submersible slurry pump, available in various cast iron and stainless-steel alloys. For operation in mines and industries that handle abrasive solids and slurries.

50 Hz	MD
Power, HP (kW)	67(50)
Tension, V	380-500
Nominal Current, A	96-73
Weight, lb (kg)	2414(1095)
Max. height, inch (mm)	64(1625)
Max. diameter, inch (mm)	31.5(800)
Discharge, inch (mm)	6(150)
Strainer opening Ø, inch (mm)	2(50)

## Models:

HD: Heavy Duty

## Classification

Submersible slurry pump

## Electric motor

Three-phase squirrel cage motor  
 Speed: 989 RPM  
 Insulation class: H  
 Start: Star-Delta, Soft Starter

## Motor protection

Thermo-contacts in the winding  
 Protection: IP 68

## Cable

2 cables 4G16 + 2x1.5mm<sup>2</sup>, 20m (66 ft) (\*)  
 This pump must be connected to an external control panel with adequate protection.

## Mechanical seals

Double mechanical seal in the oil chamber.  
 Rotary seal material: silicon carbide.  
 Stationary seal material: silicon carbide.  
 Elastomers: Viton.

## Discharge connection

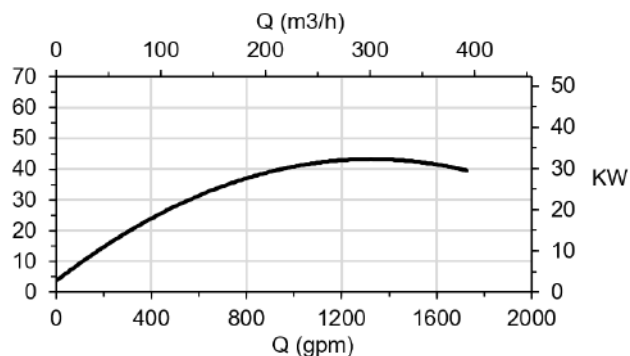
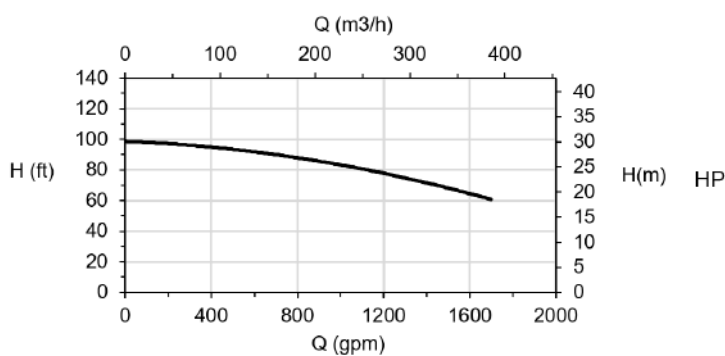
6" Flange ANSI 150 lb. (\*)

## Limitations

Maximum submersion: 20 m (66 ft)  
 Maximum liquid temperature: 40 °C (104 °F)  
 Liquid pH range: 6 – 11.

## Available materials

Cover: Nodular Cast iron.  
 Strainer: Stainless Steel.  
 Impeller: High Chrome Steel.  
 Agitator: High Chrome Steel.  
 Wear plate: High Chrome Steel.  
 Cover suction: Nodular Cast iron.  
 Casing/volute: Nodular Cast iron.  
 Shaft: Stainless Steel.  
 Screws/Nuts: Stainless Steel.



\*Specifications may be modified without prior notice.



# Bronco 66HD

Electric submersible slurry pumps

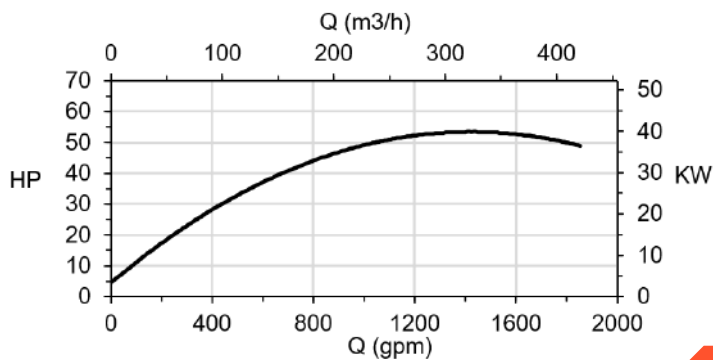
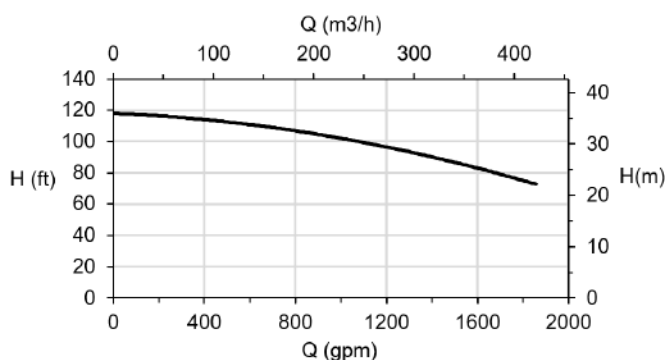
60 Hz

referential image



Electric submersible slurry pump, available in various cast iron and stainless-steel alloys. For operation in mines and industries that handle abrasive solids and slurries.

60 Hz	MD
Power, HP (kW)	80(60)
Tension, V	460-600
Nominal Current, A	79-61
Weight, lb (kg)	2414(1095)
Max. height, inch (mm)	64(1625)
Max. diameter, inch (mm)	31.5(800)
Discharge, inch (mm)	6(150)
Strainer opening Ø, inch (mm)	2(50)



## Models:

HD: Heavy Duty

## Classification

Submersible slurry pump

## Electric motor

Three-phase squirrel cage motor  
 Speed: 1150 RPM  
 Insulation class: H  
 Start: Star-Delta, Soft Starter

## Motor protection

Thermo-contacts in the winding  
 Protection: IP 68

## Cable

2 cables 4G16 + 2x1.5mm<sup>2</sup>, 20m (66 ft) (\*)  
 This pump must be connected to an external control panel with adequate protection.

## Mechanical seals

Double mechanical seal in the oil chamber.  
 Rotary seal material: silicon carbide.  
 Stationary seal material: silicon carbide.  
 Elastomers: Viton.

## Discharge connection

6" Flange ANSI 150 lb. (\*)

## Limitations

Maximum submersion: 20 m (66 ft)  
 Maximum liquid temperature: 40 °C (104 °F)  
 Liquid pH range: 6 – 11.

## Available materials

Cover: Nodular Cast iron.  
 Strainer: Stainless Steel.  
 Impeller: High Chrome Steel.  
 Agitator: High Chrome Steel.  
 Wear plate: High Chrome Steel.  
 Cover suction: Nodular Cast iron.  
 Casing/volute: Nodular Cast iron.  
 Shaft: Stainless Steel.  
 Screws/Nuts: Stainless Steel.

\*Specifications may be modified without prior notice.

# Bronco 99HD

Electric submersible slurry pumps

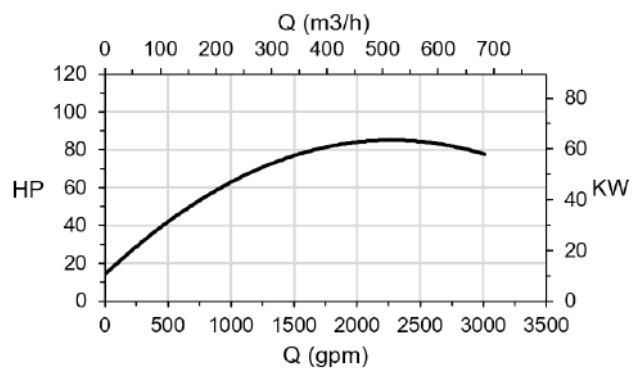
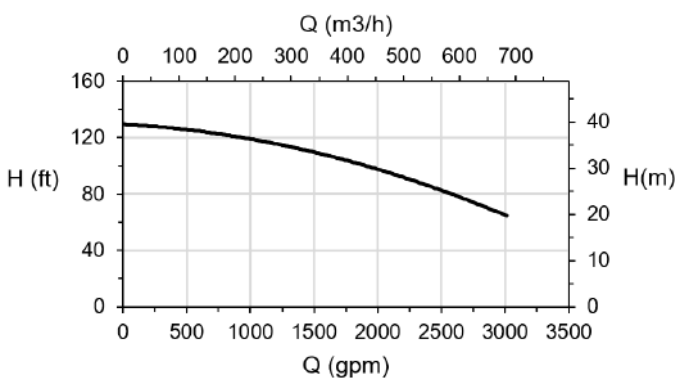
50 Hz

referential image



Electric submersible slurry pump, available in various cast iron and stainless-steel alloys. For operation in mines and industries that handle abrasive solids and slurries.

50 Hz	MD
Power, HP (kW)	105(78)
Tension, V	380-500
Nominal Current, A	218-166
Weight, lb (kg)	4187(1900)
Max. height, inch (mm)	73.8(1875)
Max. diameter, inch (mm)	49.2(1250)
Discharge, inch (mm)	8(200)
Strainer opening Ø, inch (mm)	2.36(60)



## Models:

HD: Heavy Duty

## Classification

Submersible slurry pump

## Electric motor

Three-phase squirrel cage motor  
Speed: 950 RPM  
Insulation class: H  
Start: Soft Starter

## Motor protection

Thermo-contacts in the winding  
Protection: IP 68

## Cable

2 cables 4G35 + 2x1.5mm<sup>2</sup>, 20m (66 ft) (\*)  
This pump must be connected to an external control panel with adequate protection.

## Mechanical seals

Double mechanical seal in the oil chamber.  
Rotary seal material: silicon carbide.  
Stationary seal material: silicon carbide.  
Elastomers: Viton.

## Discharge connection

8" Flange ANSI 150 lb. (\*)

## Limitations

Maximum submersion: 20 m (66 ft)  
Maximum liquid temperature: 40 °C (104 °F)  
Liquid pH range: 6 – 11.

## Available materials

Cover: Nodular Cast iron.  
Strainer: Stainless Steel.  
Impeller: High Chrome Steel.  
Agitator: High Chrome Steel.  
Wear plate: High Chrome Steel.  
Cover suction: Nodular Cast iron.  
Casing/volute: Nodular Cast iron.  
Shaft: Stainless Steel.  
Screws/Nuts: Stainless Steel.

\*Specifications may be modified without prior notice.

# Bronco 99HD

Electric submersible slurry pumps

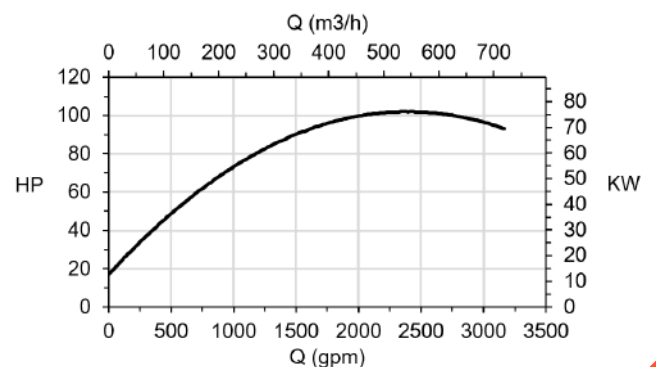
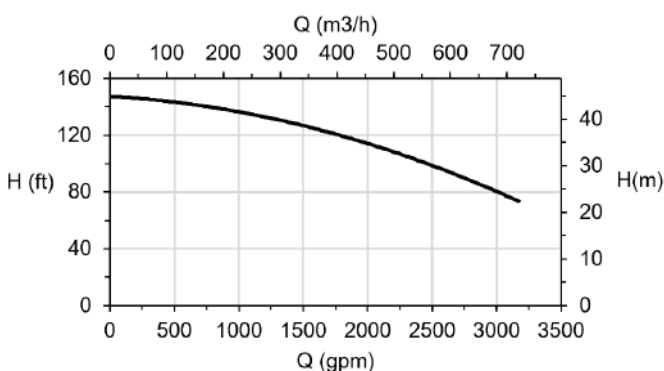
60 Hz

referential image



Electric submersible slurry pump, available in various cast iron and stainless-steel alloys. For operation in mines and industries that handle abrasive solids and slurries.

60 Hz	MD
Power, HP (kW)	125(93)
Tension, V	460-600
Nominal Current, A	180-138
Weight, lb (kg)	4187(1900)
Max. height, inch (mm)	73.8(1875)
Max. diameter, inch (mm)	49.2(1250)
Discharge, inch (mm)	8(200)
Strainer opening Ø, inch (mm)	2.36(60)



## Models:

HD: Heavy Duty

## Classification

Submersible slurry pump

## Electric motor

Three-phase squirrel cage motor  
Speed: 1150 RPM  
Insulation class: H  
Start: Soft Starter

## Motor protection

Thermo-contacts in the winding  
Protection: IP 68

## Cable

2 cables 4G35 + 2x1.5mm<sup>2</sup>, 20m (66 ft) (\*)  
This pump must be connected to an external control panel with adequate protection.

## Mechanical seals

Double mechanical seal in the oil chamber.  
Rotary seal material: silicon carbide.  
Stationary seal material: silicon carbide.  
Elastomers: Viton.

## Discharge connection

8" Flange ANSI 150 lb. (\*)

## Limitations

Maximum submersion: 20 m (66 ft)  
Maximum liquid temperature: 40 °C (104 °F)  
Liquid pH range: 6 – 11.

## Available materials

Cover: Nodular Cast iron.  
Strainer: Stainless Steel.  
Impeller: High Chrome Steel.  
Agitator: High Chrome Steel.  
Wear plate: High Chrome Steel.  
Cover suction: Nodular Cast iron.  
Casing/volute: Nodular Cast iron.  
Shaft: Stainless Steel.  
Screws/Nuts: Stainless Steel.

\*Specifications may be modified without prior notice.

# Electric Excavator P650

50 Hz

60 Hz

referential image



Solids excavator designed to remove high-density slurry and sand among others. Made of materials with high resistance to wear. Ideal teamed with slurry pumps.

## Models:

P650

## Classification

Electric Slurry Agitator.

## Motor

Three-phase squirrel cage motor  
 Power: 10 HP  
 Speed motor: 50Hz-1750RPM / 60Hz-1450 RPM.  
 Class insulation: H.  
 Start: Direct, Star-delta.  
 Protection: IP 68.  
 Voltage: 50 Hz: 380-500 V / 60 Hz: 460-600 V  
 Max temperature: 40°C (104°F)

## Gear Reducer

Torque max: 2540 - 2940 Nm  
 Ratio: 64/1  
 Speed: 50 Hz -22RPM /60 Hz - 27 RPM

## Seal

Double lip seal.

## Bearings

Deep groove ball bearing C3.

## Dimensions

Max. height, inch (mm): 63 (1600)  
 Max. diameter, inch (mm): 25.6 (650)

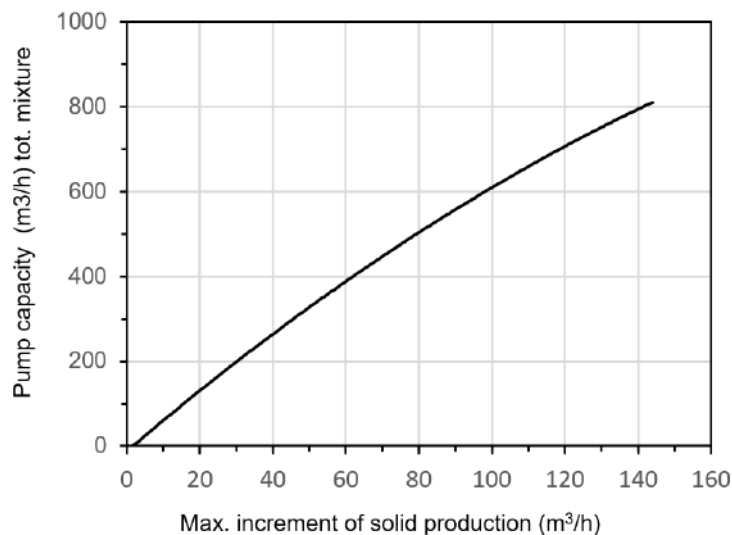
## Available materials

Cover: Carbon Steel.  
 Cylinder: Carbon Steel.  
 Agitator: Carbon Steel.  
 Blades: Anti-wear steel.  
 Shaft: Stainless Steel.  
 Screws/Nuts: Stainless Steel.  
 Additional: Anodes Zinc (optional).

## Cable

4G10+2x1.5mm<sup>2</sup>, 66ft / 20 m. (\*)  
 This equipment must be connected to an external control panel with adequate protection.

Curve Operation



\*Specifications may be modified without prior notice.

# Electric Excavator P650

Application electric excavator

**Bronco  
33HD**



**Bronco  
66HD**



**Bronco  
99HD**



**Excavator  
P650**



- Designed to increase solids capacity
- High abrasion resistance
- High Torque, working up to 70% solids.

\*Specifications may be modified without prior notice.

# Slurry pumps

Stainless Steel version



# Bronco 9MD SS

Electric submersible slurry pumps

**50 Hz**

referential image



Electric submersible slurry pump, available in various cast iron and stainless-steel alloys. For operation in mines and industries that handle abrasive solids and slurries.

50 Hz	MD
Power, HP (kW)	7.5(5.6)
Tension, V	380-500
Nominal Current, A	15.7-12
Weight, lb (kg)	388(176)
Max. height, inch (mm)	32(806)
Max. diameter, inch (mm)	15(380)
Discharge, inch (mm)	3-4 (75-100)
Strainer opening Ø, inch (mm)	1(25.4)

## Models:

MD: Medium Duty

## Classification

Submersible slurry pump

## Electric motor

Three-phase squirrel cage motor  
 Speed: 1450 RPM  
 Insulation class: H  
 Start: Direct

## Motor protection

Thermo-contacts in the winding  
 Protection: IP 68

## Cable

4G10 + 2x1.5mm<sup>2</sup>, 20m (66 ft) (\*)  
 This pump must be connected to an external electrical cabinet with adequate protection

## Mechanical seals

Double mechanical seal in oil chamber.  
 Rotary seal material: silicon carbide.  
 Stationary seal material: silicon carbide.  
 Elastomers: Viton.

## Discharge connection

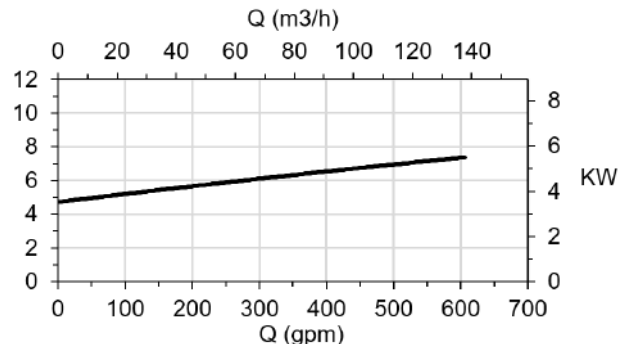
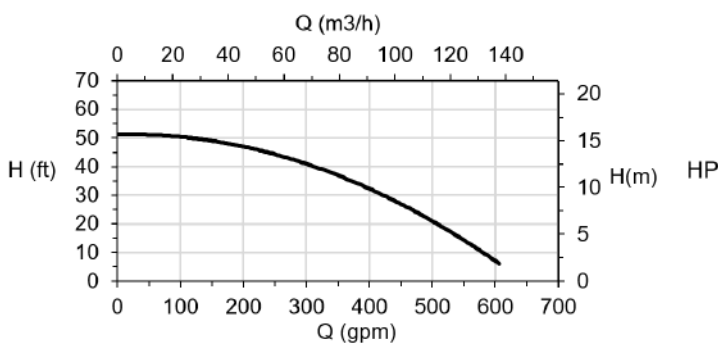
3" - 4" (\*)

## Limitations

Maximum submersion: 20 m (66 ft)  
 Maximum liquid temperature: 40 °C (104 °F)  
 Liquid pH range: 2 - 11.

## Available materials

Cover: Stainless Steel.  
 Strainer: Stainless Steel.  
 Impeller: Stainless Steel duplex.  
 Agitator: Stainless Steel duplex.  
 Wear plate: Stainless Steel duplex.  
 Cover suction: Stainless Steel.  
 Casing/volute: Stainless Steel  
 Shaft: Stainless Steel.  
 Screws/Nuts: Stainless Steel.



\*Specifications may be modified without prior notice.

# Bronco 9MD SS

Electric submersible slurry pumps

**60 Hz**

referential image



Electric submersible slurry pump, available in various cast iron and stainless-steel alloys. For operation in mines and industries that handle abrasive solids and slurries.

60 Hz	MD
Power, HP (kW)	10(7.5)
Tension, V	460-600
Nominal Current, A	13-10
Weight, lb (kg)	388(176)
Max. height, inch (mm)	32(806)
Max. diameter, inch (mm)	15(380)
Discharge, inch (mm)	3-4(75-100)
Strainer opening Ø, inch (mm)	1(25.4)

## Models:

MD: Medium Duty

## Classification

Submersible slurry pump

## Electric motor

Three-phase squirrel cage motor  
 Speed: 1750 RPM  
 Insulation class: H  
 Start: Direct

## Motor protection

Thermo-contacts in the winding  
 Protection: IP 68

## Cable

4G10 + 2x1.5mm<sup>2</sup>, 20m (66 ft) (\*)  
 This pump must be connected to an external electrical cabinet with adequate protection

## Mechanical seals

Double mechanical seal in oil chamber.  
 Rotary seal material: silicon carbide.  
 Stationary seal material: silicon carbide.  
 Elastomers: Viton.

## Discharge connection

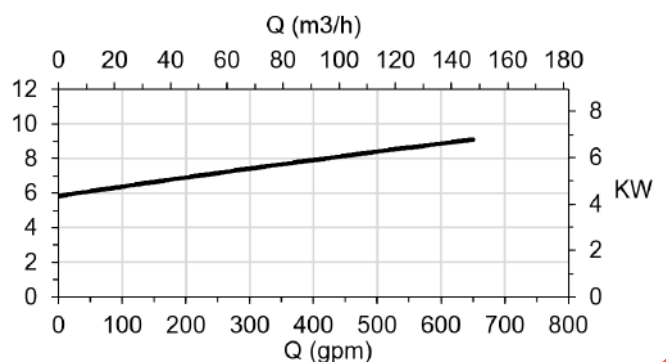
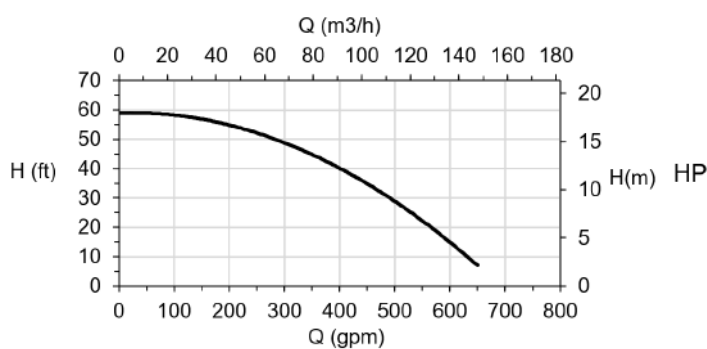
3" – 4"

## Limitations

Maximum submersion: 20 m (66 ft)  
 Maximum liquid temperature: 40 °C (104 °F)  
 Liquid pH range: 2 – 11

## Available materials

Cover: Stainless Steel.  
 Strainer: Stainless Steel.  
 Impeller: Stainless Steel duplex.  
 Agitator: Stainless Steel duplex.  
 Wear plate: Stainless Steel duplex.  
 Cover suction: Stainless Steel.  
 Casing/volute: Stainless Steel  
 Shaft: Stainless Steel.  
 Screws/Nuts: Stainless Steel.



\*Specifications may be modified without prior notice.



# Bronco 17MD SS

Electric submersible slurry pumps

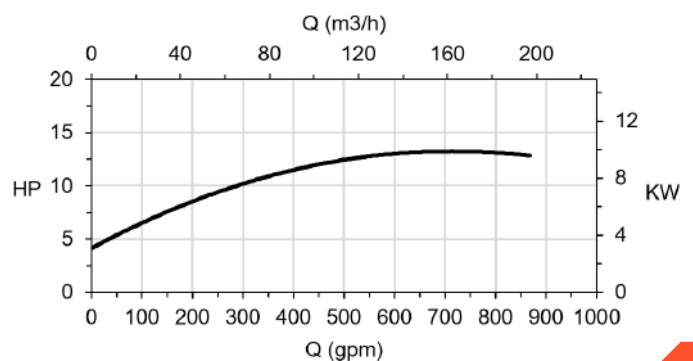
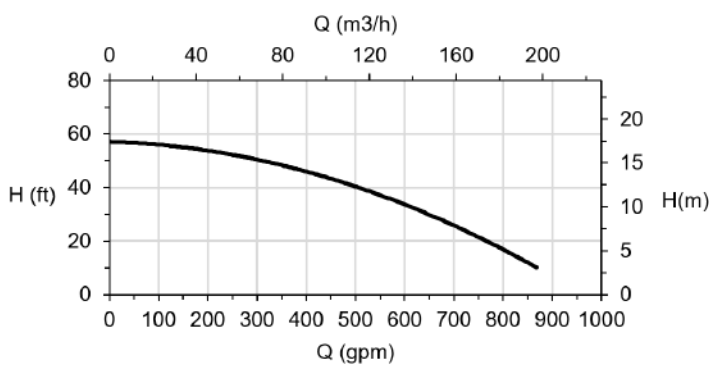
50 Hz

referential image



Electric submersible slurry pump, available in various cast iron and stainless-steel alloys. For operation in mines and industries that handle abrasive solids and slurries.

50 Hz	MD
Power, HP (kW)	14 (10.5)
Tension, V	380-500
Nominal Current, A	22-17
Weight, lb (kg)	730(332)
Max. height, inch (mm)	47(1200)
Max. diameter, inch (mm)	18(465)
Discharge, inch (mm)	4(100)
Strainer opening Ø, inch (mm)	1.3(33)



## Models:

MD: Medium Duty

## Classification

Submersible slurry pump

## Electric motor

Three-phase squirrel cage motor  
Speed: 1450 RPM  
Insulation class: H  
Start: Direct

## Motor protection

Thermo-contacts in the winding  
Protection: IP 68

## Cable

4G10 + 2x1.5mm<sup>2</sup>, 20m (66 ft) (\*)  
This pump must be connected to an external electrical cabinet with adequate protection

## Mechanical seals

Double mechanical seal in oil chamber.  
Rotary seal material: silicon carbide.  
Stationary seal material: silicon carbide.  
Elastomers: Viton.

## Discharge connection

4" (\*)

## Limitations

Maximum submersion: 20 m (66 ft)  
Maximum liquid temperature: 40 °C (104 °F)  
Liquid pH range: 2 – 11

## Available materials

Cover: Stainless Steel.  
Strainer: Stainless Steel.  
Impeller: Stainless Steel duplex.  
Agitator: Stainless Steel duplex.  
Wear plate: Stainless Steel duplex.  
Cover suction: Stainless Steel.  
Casing/volute: Stainless Steel.  
Shaft: Stainless Steel.  
Screws/Nuts: Stainless Steel.

\*Specifications may be modified without prior notice.

# Bronco 17MD SS

Electric submersible slurry pumps

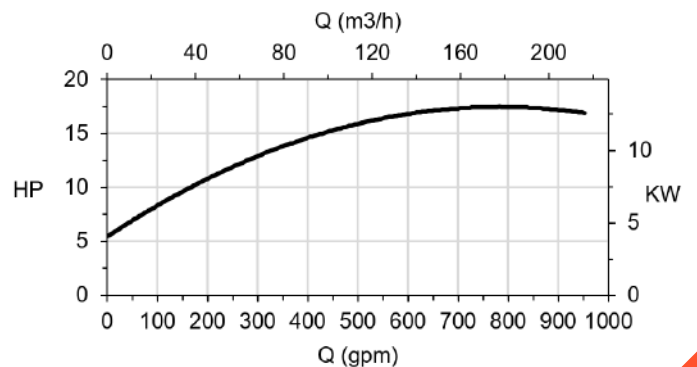
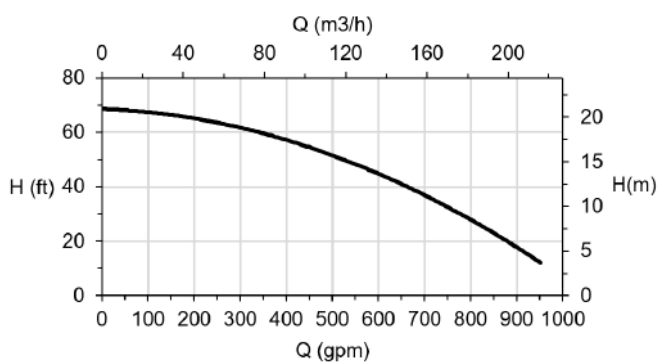
60 Hz

referential image



Electric submersible slurry pump, available in various cast iron and stainless-steel alloys. For operation in mines and industries that handle abrasive solids and slurries.

60 Hz	MD
Power, HP (kW)	17(12.6)
Tension, V	460-600
Nominal Current, A	18.3-14
Weight, lb (kg)	730(332)
Max. height, inch (mm)	47(1200)
Max. diameter, inch (mm)	18(465)
Discharge, inch (mm)	4(100)
Strainer opening Ø, inch (mm)	1.3(33)



## Models:

MD: Medium Duty

## Classification

Submersible slurry pump

## Electric motor

Three-phase squirrel cage motor  
Speed: 1750 RPM  
Insulation class: H  
Start: Direct

## Motor protection

Thermo-contacts in the winding  
Protection: IP 68

## Cable

4G10 + 2x1.5mm<sup>2</sup>, 20m (66 ft) (\*)  
This pump must be connected to an external electrical cabinet with adequate protection

## Mechanical seals

Double mechanical seal in oil chamber.  
Rotary seal material: silicon carbide.  
Stationary seal material: silicon carbide.  
Elastomers: Viton.

## Discharge connection

4" (\*)

## Limitations

Maximum submersion: 20 m (66 ft)  
Maximum liquid temperature: 40 °C (104 °F)  
Liquid pH range: 2 – 11.

## Available materials

Cover: Stainless Steel.  
Strainer: Stainless Steel.  
Impeller: Stainless Steel duplex.  
Agitator: Stainless Steel duplex.  
Wear plate: Stainless Steel duplex.  
Cover suction: Stainless Steel.  
Casing/volute: Stainless Steel  
Shaft: Stainless Steel.  
Screws/Nuts: Stainless Steel.

\*Specifications may be modified without prior notice.

# Bronco 33MD SS

Electric submersible slurry pumps

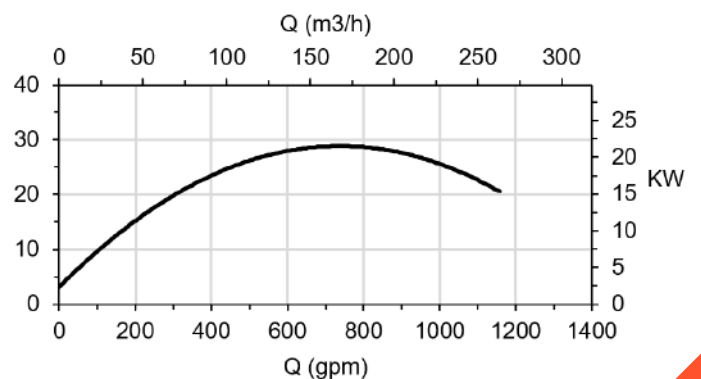
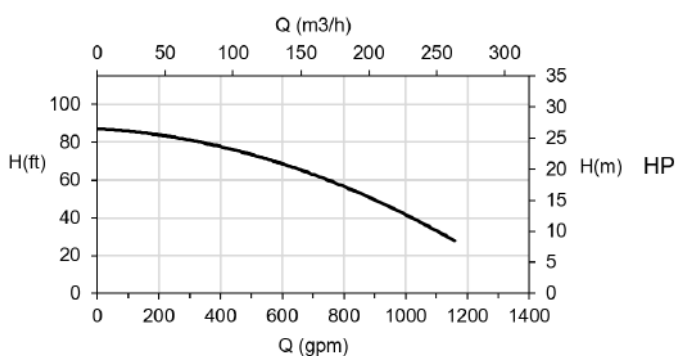
50 Hz

referential image



Electric submersible slurry pump, available in various cast iron and stainless-steel alloys. For operation in mines and industries that handle abrasive solids and slurries.

50 Hz	MD
Power, HP (kW)	33(24.6)
Tension, V	380-500
Nominal Current, A	50-38
Weight, lb (kg)	1260(572)
Max. height, inch (mm)	51.6(1310)
Max. diameter, inch (mm)	21.6(549)
Discharge, inch (mm)	4 – 6(100-150)
Strainer opening Ø, inch (mm)	1.5(38)



## Models:

MD: Medium Duty

## Classification

Submersible slurry pump

## Electric motor

Three-phase squirrel cage motor  
Speed: 1450 RPM  
Insulation class: H  
Start: Direct

## Motor protection

Thermo-contacts in the winding  
Protection: IP 68

## Cable

4G10 + 2x1.5mm<sup>2</sup>, 20m (66 ft) (\*)  
This pump must be connected to an external electrical cabinet with adequate protection

## Mechanical seals

Double mechanical seal in oil chamber.  
Rotary seal material: silicon carbide.  
Stationary seal material: silicon carbide.  
Elastomers: Viton.

## Discharge connection

4" – 6" (\*)

## Limitations

Maximum submersion: 20 m (66 ft)  
Maximum liquid temperature: 40 °C (104 °F)  
Liquid pH range: 2 – 11.

## Available materials

Cover: Stainless Steel.  
Strainer: Stainless Steel.  
Impeller: Stainless Steel duplex.  
Agitator: Stainless Steel duplex.  
Wear plate: Stainless Steel duplex.  
Cover suction: Stainless Steel.  
Casing/volute: Stainless Steel  
Shaft: Stainless Steel.  
Screws/Nuts: Stainless Steel.

\*Specifications may be modified without prior notice.

# Bronco 33MD SS

Electric submersible slurry pumps

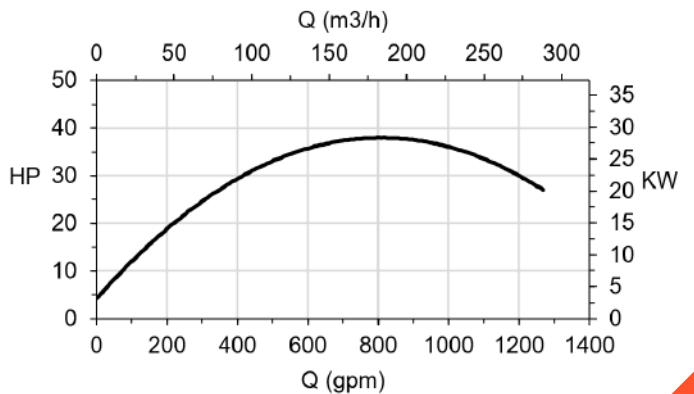
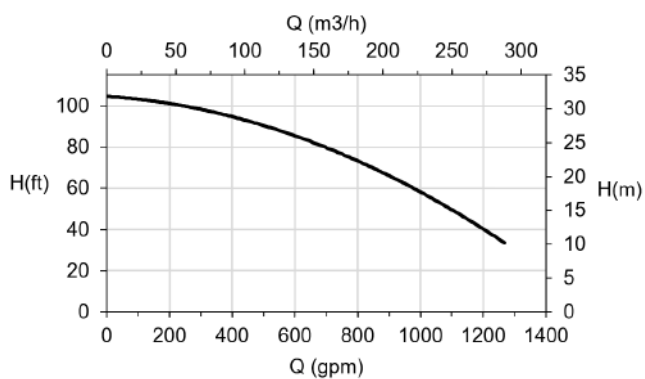
60 Hz

referential image



Electric submersible slurry pump, available in various cast iron and stainless-steel alloys. For operation in mines and industries that handle abrasive solids and slurries.

60 Hz	MD
Power, HP (kW)	40(30)
Tension, V	460-600
Nominal Current, A	40.4-31
Weight, lb (kg)	1260(572)
Max. height, inch (mm)	51.6(1310)
Max. diameter, inch (mm)	21.6(549)
Discharge, inch (mm)	4-6(100-150)
Strainer opening Ø, inch (mm)	1.5(38)



## Models:

MD: Medium Duty

## Classification

Submersible slurry pump

## Electric motor

Three-phase squirrel cage motor  
Speed: 1750 RPM  
Insulation class: H  
Start: Direct

## Motor protection

Thermo-contacts in the winding  
Protection: IP 68

## Cable

4G10 + 2x1.5mm<sup>2</sup>, 20m (66 ft) (\*)  
This pump must be connected to an external electrical cabinet with adequate protection

## Mechanical seals

Double mechanical seal in oil chamber.  
Rotary seal material: silicon carbide.  
Stationary seal material: silicon carbide.  
Elastomers: Viton.

## Discharge connection

4"-6". (\*)

## Limitations

Maximum submersion: 20 m (66 ft)  
Maximum liquid temperature: 40 °C (104 °F)  
Liquid pH range: 2 - 11.

## Available materials

Cover: Stainless Steel.  
Strainer: Stainless Steel.  
Impeller: Stainless Steel duplex.  
Agitator: Stainless Steel duplex.  
Wear plate: Stainless Steel duplex.  
Cover suction: Stainless Steel.  
Casing/volute: Stainless Steel  
Shaft: Stainless Steel.  
Screws/Nuts: Stainless Steel.

\*Specifications may be modified without prior notice.

# Bronco 66MD SS

Electric submersible slurry pumps

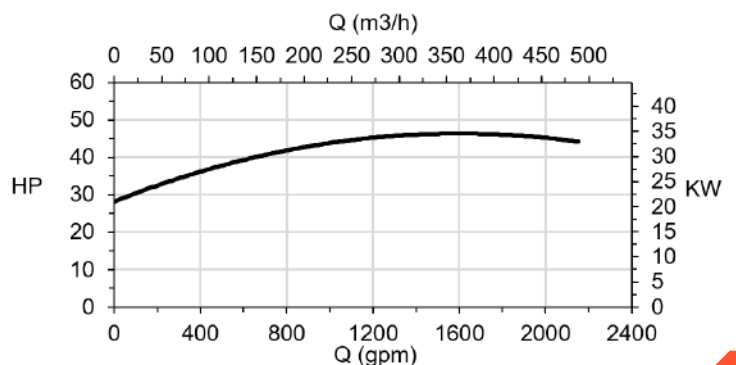
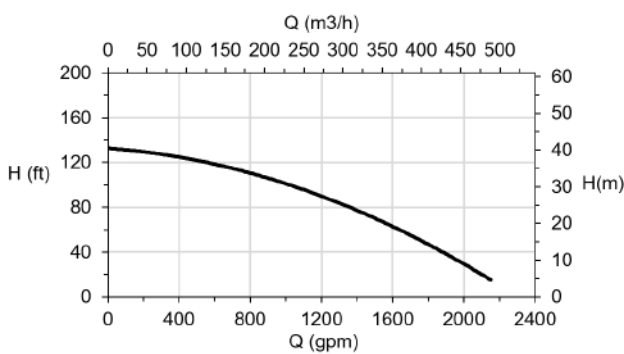
**50 Hz**

referential image



Electric submersible slurry pump, available in various cast iron and stainless-steel alloys. For operation in mines and industries that handle abrasive solids and slurries.

50 Hz	MD
Power, HP (kW)	63(47)
Tension, V	380-500
Nominal Current, A	117-89
Weight, lb (kg)	2789(1265)
Max. height, inch (mm)	71(1805)
Max. diameter, inch (mm)	34.5(876)
Discharge, inch (mm)	8(200)
Strainer opening Ø, inch (mm)	1.4(36)



## Models:

MD: Medium Duty

## Classification

Submersible slurry pump

## Electric motor

Three-phase squirrel cage motor  
 Speed: 1450 RPM  
 Insulation class: H  
 Start: Star-Delta, Soft Starter

## Motor protection

Thermo-contacts in the winding  
 Protection: IP 68

## Cable

4G35 + 2x1.5mm<sup>2</sup>, 20m (66 ft) (\*)  
 This pump must be connected to an external electrical cabinet with adequate protection

## Mechanical seals

Double mechanical seal in oil chamber.  
 Rotary seal material: silicon carbide.  
 Stationary seal material: silicon carbide.  
 Elastomers: Viton.

## Discharge connection

8" (\*)

## Limitations

Maximum submersion: 20 m (66 ft)  
 Maximum liquid temperature: 40 °C (104 °F)  
 Liquid pH range: 2 – 11.

## Available materials

Cover: Stainless Steel.  
 Strainer: Stainless Steel.  
 Impeller: Stainless Steel Duplex.  
 Agitator: Stainless Steel Duplex.  
 Wear plate: Stainless Steel Duplex.  
 Cover suction: Stainless Steel.  
 Casing/volute: Stainless Steel.  
 Shaft: Stainless Steel.  
 Screws/Nuts: Stainless Steel.

\*Specifications may be modified without prior notice.

# Bronco 66MD SS

Electric submersible slurry pumps

**60 Hz**

referential image



Electric submersible slurry pump, available in various cast iron and stainless-steel alloys. For operation in mines and industries that handle abrasive solids and slurries.

60 Hz	MD
Power, HP (kW)	75(56)
Tension, V	460-600
Nominal Current, A	96.6-74
Weight, lb (kg)	2789(1265)
Max. height, inch (mm)	71(1805)
Max. diameter, inch (mm)	34.5(876)
Discharge, inch (mm)	8(200)
Strainer opening Ø, inch (mm)	1.4(36)

## Models:

MD: Medium Duty

## Classification

Submersible slurry pump

## Electric motor

Three-phase squirrel cage motor  
 Speed: 1750 RPM  
 Insulation class: H  
 Start: Star-Delta, Soft Starter

## Motor protection

Thermo-contacts in the winding  
 Protection: IP 68

## Cable

4G35 + 2x1.5mm<sup>2</sup>, 20m (66 ft) (\*)  
 This pump must be connected to an external electrical cabinet with adequate protection

## Mechanical seals

Double mechanical seal in oil chamber.  
 Rotary seal material: silicon carbide.  
 Stationary seal material: silicon carbide.  
 Elastomers: Viton.

## Discharge connection

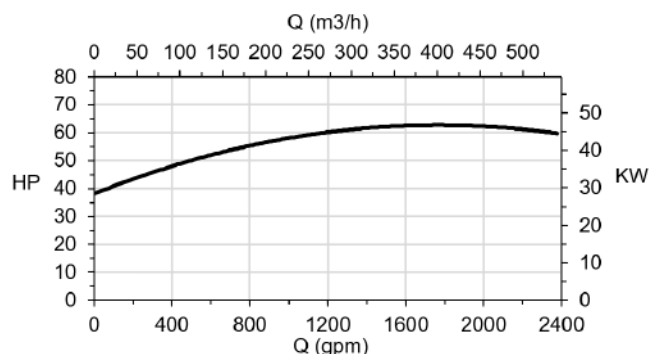
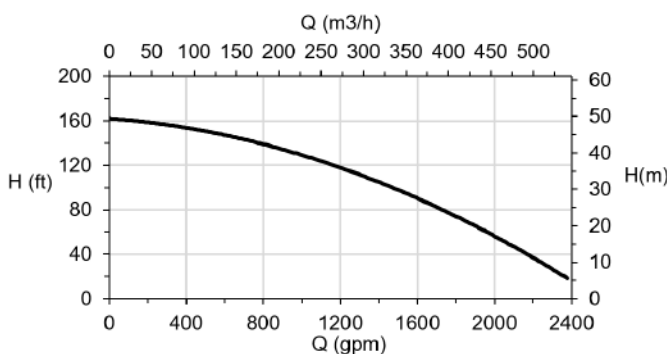
8" (\*)

## Limitations

Maximum submersion: 20 m (66 ft)  
 Maximum liquid temperature: 40 °C (104 °F)  
 Liquid pH range: 2 – 11.

## Available materials

Cover: Stainless Steel.  
 Strainer: Stainless Steel.  
 Impeller: Stainless Steel Duplex.  
 Agitator: Stainless Steel Duplex.  
 Wear plate: Stainless Steel Duplex.  
 Cover suction: Stainless Steel.  
 Casing/volute: Stainless Steel.  
 Shaft: Stainless Steel.  
 Screws/Nuts: Stainless Steel.



\*Specifications may be modified without prior notice.

# Bronco 99MD SS

Electric submersible slurry pumps

50 Hz



referential image

Electric submersible slurry pump, available in various cast iron and stainless-steel alloys. For operation in mines and industries that handle abrasive solids and slurries.

50 Hz	MD
Power, HP (kW)	80(60)
Tension, V	380-500
Nominal Current, A	151-115
Weight, lb (kg)	3084(1402)
Max. height, inch (mm)	71(1805)
Max. diameter, inch (mm)	39(990)
Discharge, inch (mm)	8(200)
Strainer opening Ø, inch (mm)	1.77(45)

## Models:

MD: Medium Duty

## Classification

Submersible slurry pump

## Electric motor

Three-phase squirrel cage motor  
Speed: 1450 RPM  
Insulation class: H  
Start: Star-Delta, Soft Starter

## Motor protection

Thermo-contacts in the winding  
Protection: IP 68

## Cable

2 cables 4G35 + 2x1.5mm<sup>2</sup>, 20m (66 ft) (\*)  
This pump must be connected to an external electrical cabinet with adequate protection

## Mechanical seals

Double mechanical seal in oil chamber.  
Rotary seal material: silicon carbide.  
Stationary seal material: silicon carbide.  
Elastomers: Viton.

## Discharge connection

8" (\*)

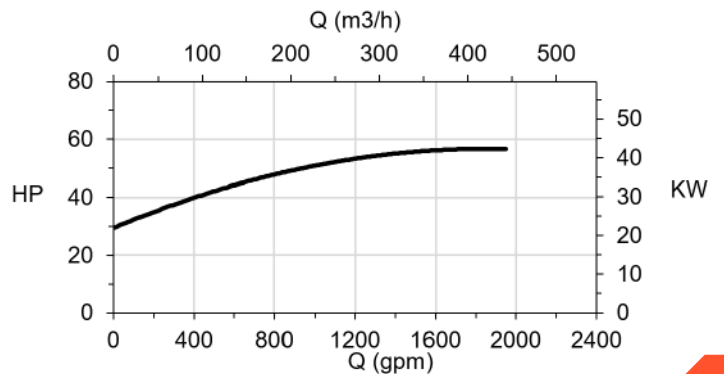
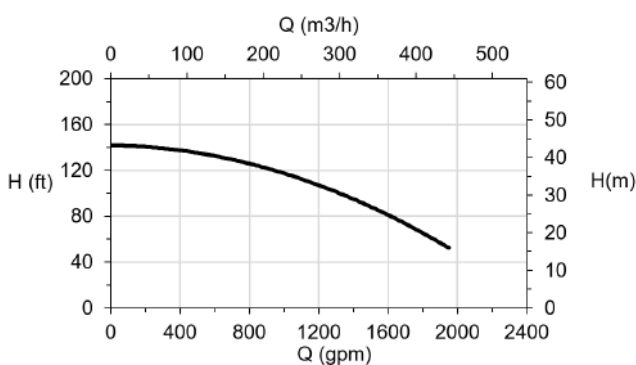
## Limitations

Maximum submersion: 20 m (66 ft)  
Maximum liquid temperature: 40 °C (104 °F)  
Liquid pH range: 2 – 11.

## Available materials

Cover: Stainless Steel.  
Strainer: Stainless Steel.  
Impeller: Stainless Steel duplex.  
Agitator: Stainless Steel duplex.  
Wear plate: Stainless Steel duplex.  
Cover suction: Stainless Steel.  
Casing/volute: Stainless Steel.  
Shaft: Stainless Steel.  
Screws/Nuts: Stainless Steel.

\*Specifications may be modified without prior notice.



# Bronco 99MD SS

Electric submersible slurry pumps

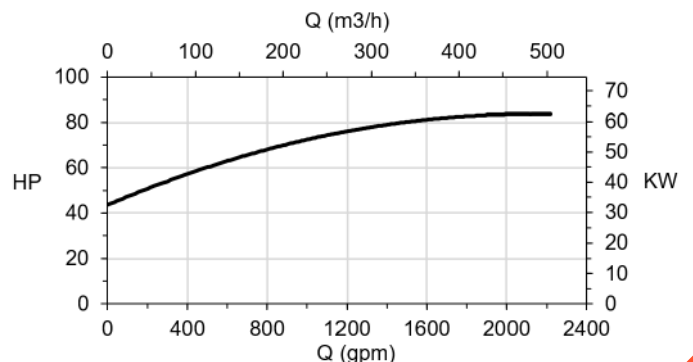
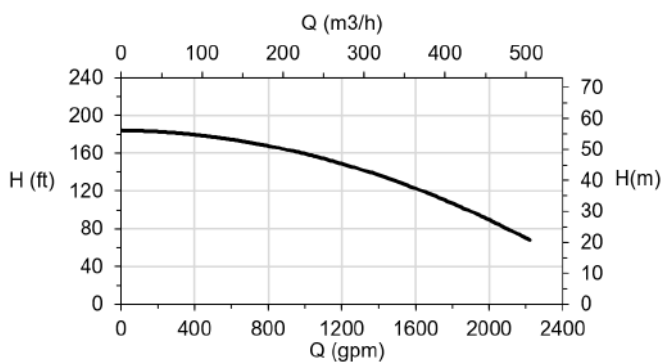
60 Hz



referential image

Electric submersible slurry pump, available in various cast iron and stainless-steel alloys. For operation in mines and industries that handle abrasive solids and slurries.

60 Hz	MD
Power, HP (kW)	100(75)
Tension, V	460-600
Nominal Current, A	125-96
Weight, lb (kg)	3084(1402)
Max. height, inch (mm)	71(1805)
Max. diameter, inch (mm)	39(990)
Discharge, inch (mm)	8(200)
Strainer opening Ø, inch (mm)	1.77(45)



## Models:

MD: Medium Duty

## Classification

Submersible slurry pump

## Electric motor

Three-phase squirrel cage motor  
Speed: 1750 RPM  
Insulation class: H  
Start: Star-Delta, Soft Starter

## Motor protection

Thermo-contacts in the winding  
Protection: IP 68

## Cable

2 cables 4G35 + 2x1.5mm<sup>2</sup>, 20m (66 ft) (\*)  
This pump must be connected to an external electrical cabinet with adequate protection

## Mechanical seals

Double mechanical seal in oil chamber.  
Rotary seal material: silicon carbide.  
Stationary seal material: silicon carbide.  
Elastomers: Viton.

## Discharge connection

8" (\*)

## Limitations

Maximum submersion: 20 m (66 ft)  
Maximum liquid temperature: 40 °C (104 °F)  
Liquid pH range: 2 – 11.

## Available materials

Cover: Stainless Steel.  
Strainer: Stainless Steel.  
Impeller: Stainless Steel duplex.  
Agitator: Stainless Steel duplex.  
Wear plate: Stainless Steel duplex.  
Cover suction: Stainless Steel.  
Casing/volute: Stainless Steel.  
Shaft: Stainless Steel.  
Screws/Nuts: Stainless Steel.

\*Specifications may be modified without prior notice.



# Bronco 33HD SS

Electric submersible slurry pumps

**50 Hz**

referential image



Electric submersible slurry pump, available in various cast iron and stainless-steel alloys. For operation in mines and industries that handle abrasive solids and slurries.

50 Hz	MD
Power, HP (kW)	33(24.6)
Tension, V	380-500
Nominal Current, A	59-45
Weight, lb (kg)	1400(635)
Max. height, inch (mm)	48.2(1224)
Max. diameter, inch (mm)	28.5(724)
Discharge, inch (mm)	4(100)
Strainer opening Ø, inch (mm)	1.38(35)

## Models:

HD: Heavy Duty

## Classification

Submersible slurry pump

## Electric motor

Three-phase squirrel cage motor  
 Speed: 985 RPM  
 Insulation class: H  
 Start: Direct, Star-Delta

## Motor protection

Thermo-contacts in the winding  
 Protection: IP 68

## Cable

2 cables 4G10 + 2x1.5mm<sup>2</sup>, 20m (66 ft) (\*)  
 This pump must be connected to an external electrical cabinet with adequate protection

## Mechanical seals

Double mechanical seal in oil chamber.  
 Rotary seal material: silicon carbide.  
 Stationary seal material: silicon carbide.  
 Elastomers: Viton.

## Discharge connection

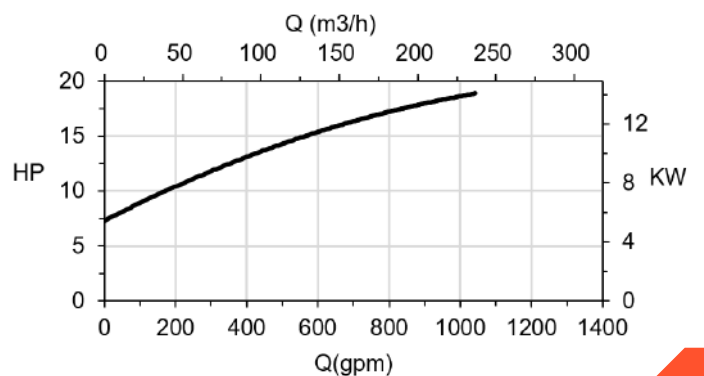
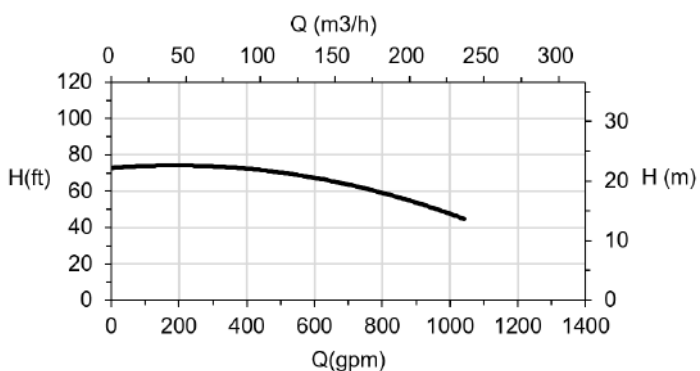
4" Flange ANSI 150 lb. (\*)

## Limitations

Maximum submersion: 20 m (66 ft)  
 Maximum liquid temperature: 40 °C (104 °F)  
 Liquid pH range: 2 – 11.

## Available materials

Cover: Stainless Steel  
 Strainer: Stainless Steel.  
 Impeller: Stainless Steel duplex.  
 Agitator: Stainless Steel duplex.  
 Wear plate: Stainless Steel duplex.  
 Cover suction: Stainless Steel.  
 Casing/volute: Stainless Steel.  
 Shaft: Stainless Steel.  
 Screws/Nuts: Stainless Steel.



\*Specifications may be modified without prior notice.

# Bronco 33HD SS

Electric submersible slurry pumps

60 Hz

referential image



Electric submersible slurry pump, available in various cast iron and stainless-steel alloys. For operation in mines and industries that handle abrasive solids and slurries.

60 Hz	MD
Power, HP (kW)	40(30)
Tension, V	460-600
Nominal Current, A	49.6-38
Weight, lb (kg)	1400(635)
Max. height, inch (mm)	48.2(1224)
Max. diameter, inch (mm)	28.5(724)
Discharge, inch (mm)	4(100)
Strainer opening Ø, inch (mm)	1.38(35)

## Models:

HD: Heavy Duty

## Classification

Submersible slurry pump

## Electric motor

Three-phase squirrel cage motor  
Speed: 1180 RPM  
Insulation class: H  
Start: Direct, Star-Delta

## Motor protection

Thermo-contacts in the winding  
Protection: IP 68

## Cable

2 cables 4G10 + 2x1.5mm<sup>2</sup>, 20m (66 ft) (\*)  
This pump must be connected to an external electrical cabinet with adequate protection

## Mechanical seals

Double mechanical seal in oil chamber.  
Rotary seal material: silicon carbide.  
Stationary seal material: silicon carbide.  
Elastomers: Viton.

## Discharge connection

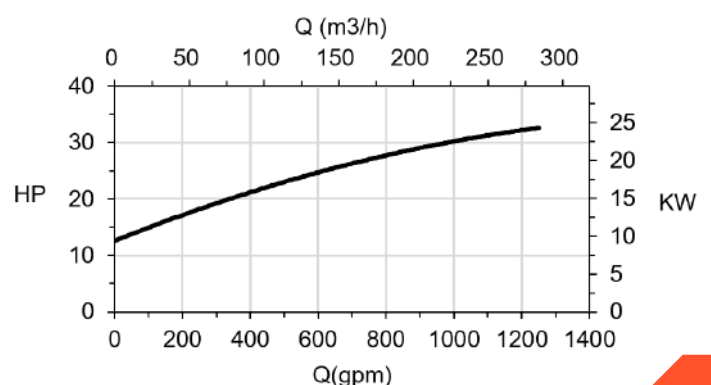
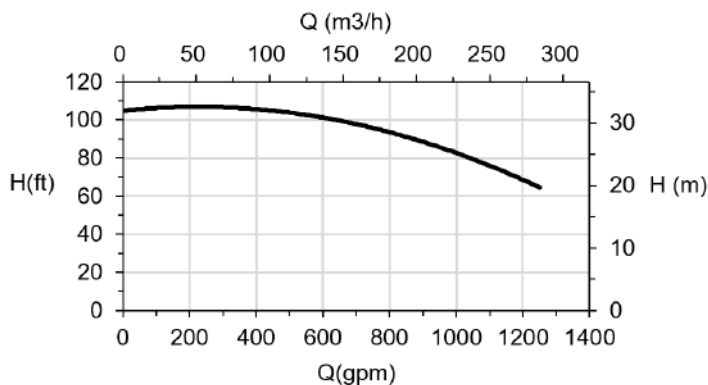
4" Flange ANSI 150 lb. (\*)

## Limitations

Maximum submersion: 20 m (66 ft)  
Maximum liquid temperature: 40 °C (104 °F)  
Liquid pH range: 2 – 11.

## Available materials

Cover: Stainless Steel.  
Strainer: Stainless Steel.  
Impeller: Stainless Steel duplex.  
Agitator: Stainless Steel duplex.  
Wear plate: Stainless Steel duplex.  
Cover suction: Stainless Steel.  
Casing/volute: Stainless Steel  
Shaft: Stainless Steel.  
Screws/Nuts: Stainless Steel.



\*Specifications may be modified without prior notice.

# Bronco 66HD SS

Electric submersible slurry pumps

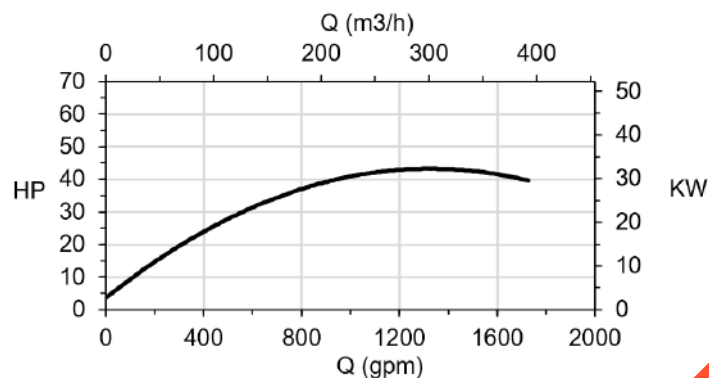
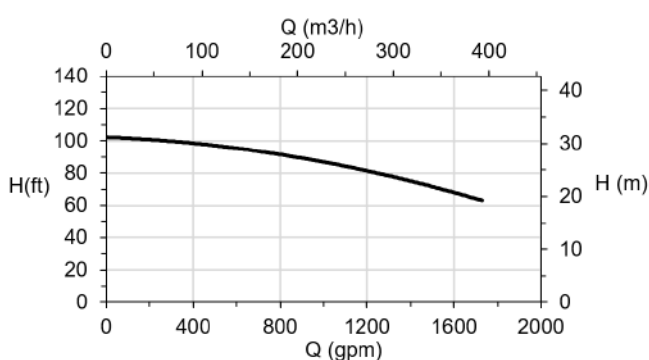
**50 Hz**

referential image



Electric submersible slurry pump, available in various cast iron and stainless-steel alloys. For operation in mines and industries that handle abrasive solids and slurries.

50 Hz	MD
Power, HP (kW)	67(50)
Tension, V	380-500
Nominal Current, A	96-73
Weight, lb (kg)	2655(1207)
Max. height, inch (mm)	64(1625)
Max. diameter, inch (mm)	31.5(800)
Discharge, inch (mm)	6(150)
Strainer opening Ø, inch (mm)	2(50)



## Models:

HD: Heavy Duty

## Classification

Submersible slurry pump

## Electric motor

Three-phase squirrel cage motor  
 Speed: 989 RPM  
 Insulation class: H  
 Start: Star-Delta, Soft Starter

## Motor protection

Thermo-contacts in the winding  
 Protection: IP 68

## Cable

2 cables 4G16 + 2x1.5mm<sup>2</sup>, 20m (66 ft) (\*)  
 This pump must be connected to an external electrical cabinet with adequate protection

## Mechanical seals

Double mechanical seal in oil chamber.  
 Rotary seal material: silicon carbide.  
 Stationary seal material: silicon carbide.  
 Elastomers: Viton.

## Discharge connection

6" Flange ANSI 150 lb. (\*)

## Limitations

Maximum submersion: 20 m (66 ft)  
 Maximum liquid temperature: 40 °C (104 °F)  
 Liquid pH range: 2 – 11.

## Available materials

Cover: Stainless Steel.  
 Strainer: Stainless Steel.  
 Impeller: Stainless Steel duplex.  
 Agitator: Stainless Steel duplex.  
 Wear plate: Stainless Steel duplex.  
 Cover suction: Stainless Steel.  
 Casing/volute: Stainless Steel.  
 Shaft: Stainless Steel.  
 Screws/Nuts: Stainless Steel.

\*Specifications may be modified without prior notice.

# Bronco 66HD SS

Electric submersible slurry pumps

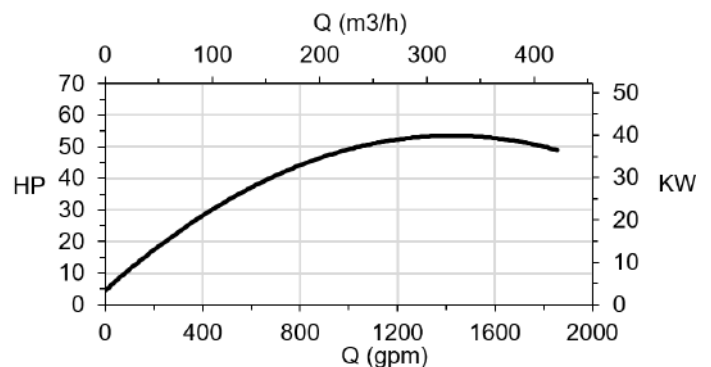
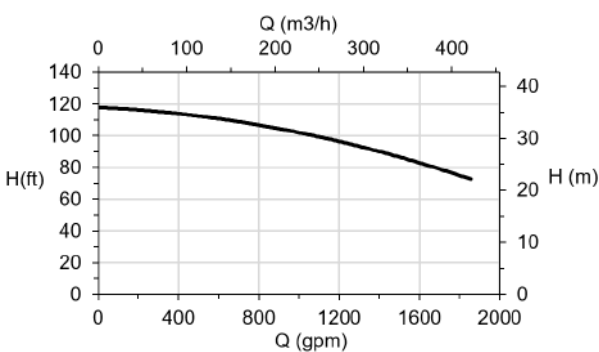
60 Hz

referential image



Electric submersible slurry pump, available in various cast iron and stainless-steel alloys. For operation in mines and industries that handle abrasive solids and slurries.

60 Hz	MD
Power, HP (kW)	80(60)
Tension, V	460-600
Nominal Current, A	79-61
Weight, lb (kg)	2655(1207)
Max. height, inch (mm)	64(1625)
Max. diameter, inch (mm)	31.5(800)
Discharge, inch (mm)	6(150)
Strainer opening Ø, inch (mm)	2(50)



## Models:

HD: Heavy Duty

## Classification

Submersible slurry pump

## Electric motor

Three-phase squirrel cage motor  
Speed: 1150 RPM  
Insulation class: H  
Start: Star-Delta, Soft Starter

## Motor protection

Thermo-contacts in the winding  
Protection: IP 68

## Cable

2 cables 4G16 + 2x1.5mm<sup>2</sup>, 20m (66 ft) (\*)  
This pump must be connected to an external electrical cabinet with adequate protection

## Mechanical seals

Double mechanical seal in oil chamber.  
Rotary seal material: silicon carbide.  
Stationary seal material: silicon carbide.  
Elastomers: Viton.

## Discharge connection

6" Flange ANSI 150 lb. (\*)

## Limitations

Maximum submersion: 20 m (66 ft)  
Maximum liquid temperature: 40 °C (104 °F)  
Liquid pH range: 2 - 11.

## Available materials

Cover: Stainless Steel.  
Strainer: Stainless Steel.  
Impeller: Stainless Steel duplex.  
Agitator: Stainless Steel duplex.  
Wear plate: Stainless Steel duplex.  
Cover suction: Stainless Steel.  
Casing/volute: Stainless Steel.  
Shaft: Stainless Steel.  
Screws/Nuts: Stainless Steel.

\*Specifications may be modified without prior notice.

# Bronco 99HD SS

Electric submersible slurry pumps

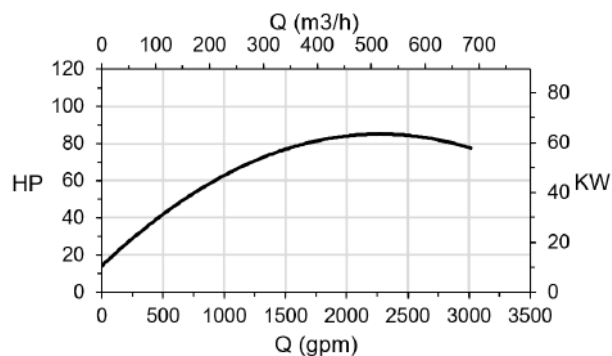
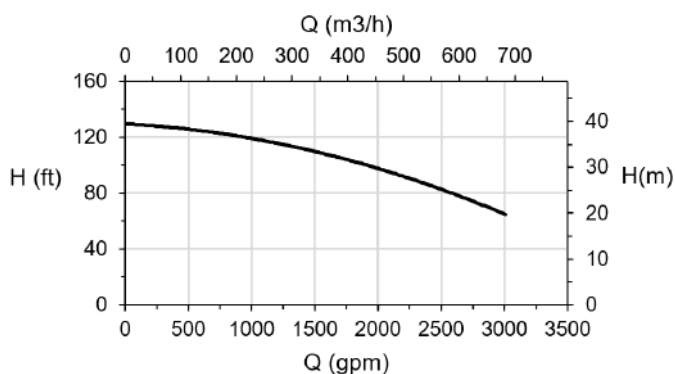
50 Hz

referential image



Electric submersible slurry pump, available in various cast iron and stainless-steel alloys. For operation in mines and industries that handle abrasive solids and slurries.

50 Hz	MD
Power, HP (kW)	105(78)
Tension, V	380-500
Nominal Current, A	218-166
Weight, lb (kg)	4630(2100)
Max. height, inch (mm)	73.8(1875)
Max. diameter, inch (mm)	49.2(1250)
Discharge, inch (mm)	8(200)
Strainer opening Ø, inch (mm)	2.36(60)



## Models:

HD: Heavy Duty

## Classification

Submersible slurry pump

## Electric motor

Three-phase squirrel cage motor  
Speed: 950 RPM  
Insulation class: H  
Start: Soft Starter

## Motor protection

Thermo-contacts in the winding  
Protection: IP 68

## Cable

2 cables 4G35 + 2x1.5mm<sup>2</sup>, 20m (66 ft) (\*)  
This pump must be connected to an external electrical cabinet with adequate protection

## Mechanical seals

Double mechanical seal in oil chamber.  
Rotary seal material: silicon carbide.  
Stationary seal material: silicon carbide.  
Elastomers: Viton.

## Discharge connection

8" Flange ANSI 150 lb. (\*)

## Limitations

Maximum submersion: 20 m (66 ft)  
Maximum liquid temperature: 40 °C (104 °F)  
Liquid pH range: 2 – 11.

## Available materials

Cover: Stainless Steel.  
Strainer: Stainless Steel.  
Impeller: Stainless Steel duplex.  
Agitator: Stainless Steel duplex.  
Wear plate: Stainless Steel duplex.  
Cover suction: Stainless Steel.  
Casing/volute: Stainless Steel.  
Shaft: Stainless Steel.  
Screws/Nuts: Stainless Steel.

\*Specifications may be modified without prior notice.

# Bronco 99HD SS

Electric submersible slurry pumps

**60 Hz**

referential image



Electric submersible slurry pump, available in various cast iron and stainless-steel alloys. For operation in mines and industries that handle abrasive solids and slurries.

60 Hz	MD
Power, HP (kW)	125(93)
Tension, V	460-600
Nominal Current, A	180-138
Weight, lb (kg)	4630(2100)
Max. height, inch (mm)	73.8(1875)
Max. diameter, inch (mm)	49.2(1250)
Discharge, inch (mm)	8(200)
Strainer opening Ø, inch (mm)	2.36(60)

## Models:

HD: Heavy Duty

## Classification

Submersible slurry pump

## Electric motor

Three-phase squirrel cage motor  
Speed: 1150 RPM  
Insulation class: H  
Start: Soft Starter

## Motor protection

Thermo-contacts in the winding  
Protection: IP 68

## Cable

2 cables 4G35 + 2x1.5mm<sup>2</sup>, 20m (66 ft) (\*)  
This pump must be connected to an external electrical cabinet with adequate protection

## Mechanical seals

Double mechanical seal in oil chamber.  
Rotary seal material: silicon carbide.  
Stationary seal material: silicon carbide.  
Elastomers: Viton.

## Discharge connection

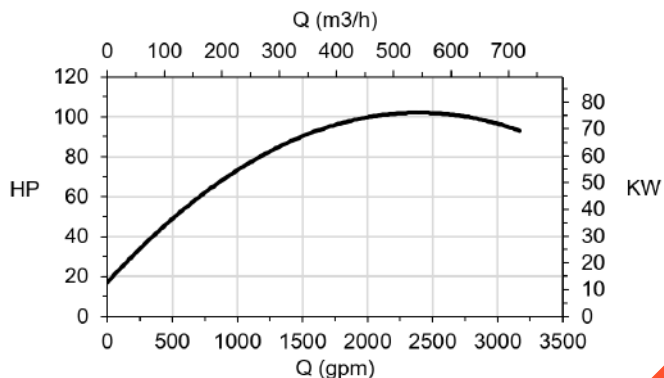
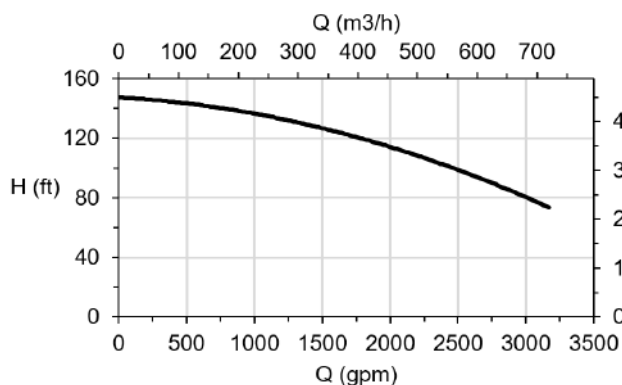
8" Flange ANSI 150 lb. (\*)

## Limitations

Maximum submersion: 20 m (66 ft)  
Maximum liquid temperature: 40 °C (104 °F)  
Liquid pH range: 2 – 11.

## Available materials

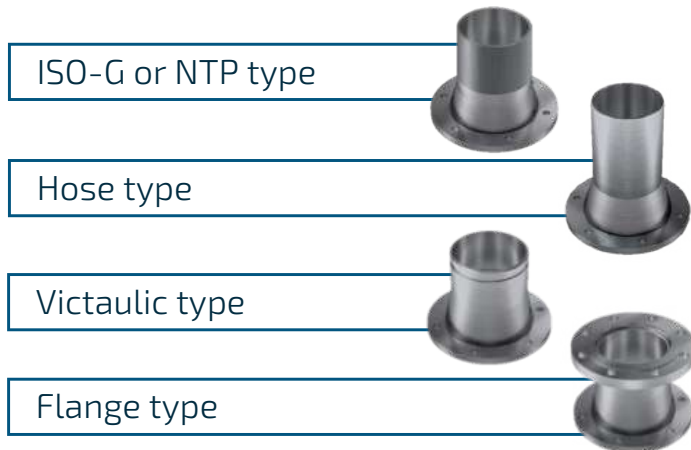
Cover: Stainless Steel.  
Strainer: Stainless Steel.  
Impeller: Stainless Steel duplex.  
Agitator: Stainless Steel duplex.  
Wear plate: Stainless Steel duplex.  
Cover suction: Stainless Steel.  
Casing/volute: Stainless Steel.  
Shaft: Stainless Steel.  
Screws/Nuts: Stainless Steel.



\*Specifications may be modified without prior notice.

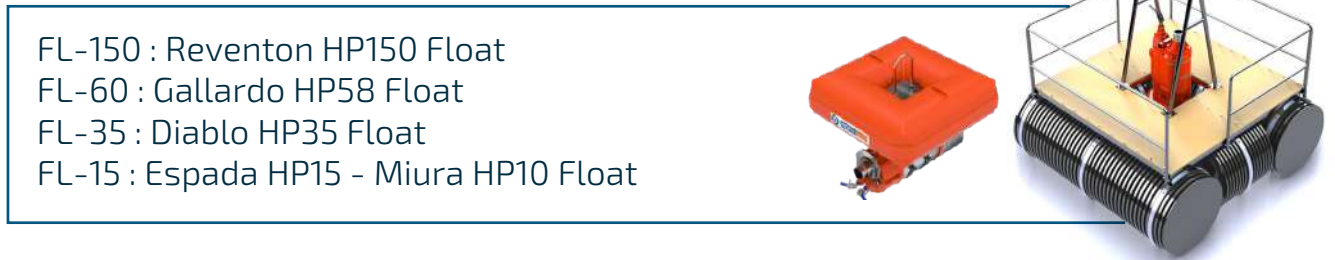
# Accessories

## Discharge accessories

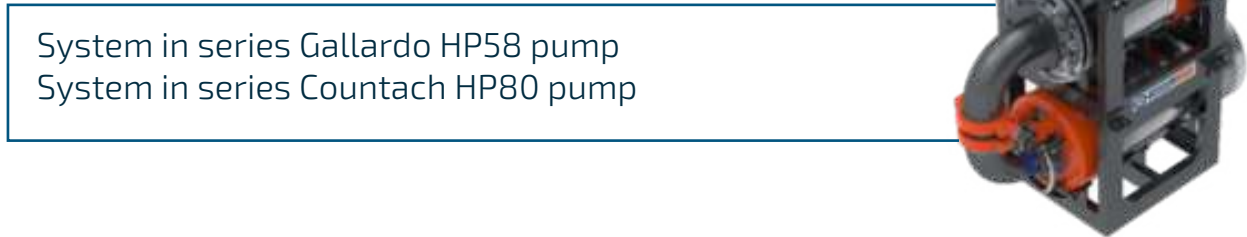


PUMP	Ø Discharge option (inch)
Miura HP10	3-4
Espada HP15	3-4
Diablo HP35	4-6
Gallardo HP58	4-6
Countach H80	6-8
Huracan H100	10
Aventador HP115	8-10
Reventon HP150	6-8
Estoque HP300	10

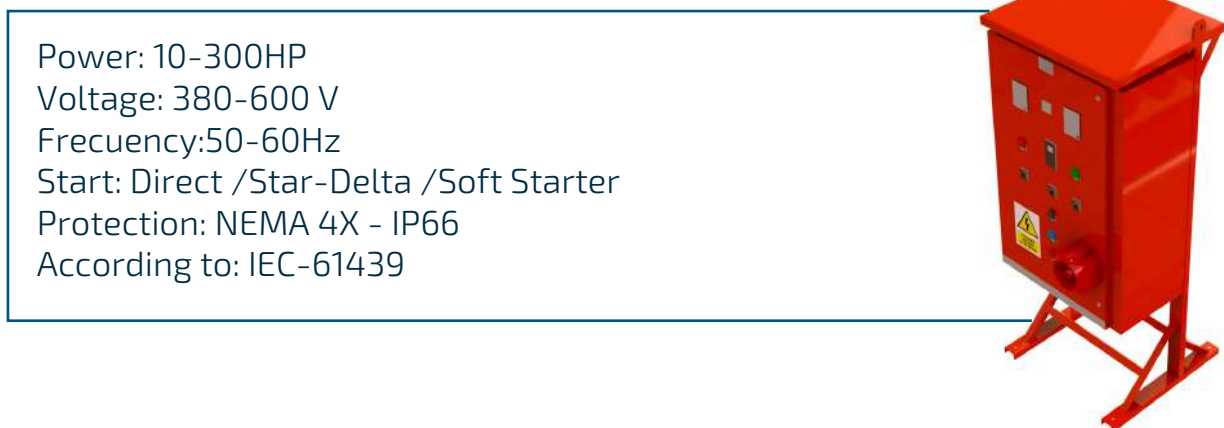
## Flotation system



## Pumps series accessories



## Electric control panels








Contact: [info@hidropump.com](mailto:info@hidropump.com)  
Perú: +51 954 788 338  
USA: +1 (786) 972-1629  
Europe: +39 389 947 1204

[hidropump.com](http://hidropump.com)



A company of **GEOHIDRAULICA**

[geohidraulica.com](http://geohidraulica.com)